



**FEMINIST MAJORITY**  
FOUNDATION

**EDUCATION EQUALITY PROGRAM**

TITLE IX ACTION NETWORK  
[WWW.FEMINIST.ORG/EDUCATION](http://WWW.FEMINIST.ORG/EDUCATION)

# **Identifying US K-12 Public Schools with Deliberate Sex Segregation**

**by**

**Sue Klein, Ed.D., Jennifer Lee, Paige McKinsey, and  
Charmaine Archer with assistance from Ponta Abadi, Makhfi Azizi,  
Ishmael Bishop, Talia Cowen, Beth Feldstein, Tamara Stein and  
Kathleen Wilson**

**Feminist Majority Foundation  
December 11, 2014**

**[www.feminist.org/education/SexSegregation.asp](http://www.feminist.org/education/SexSegregation.asp)**

Copyright © December 2014  
by Feminist Majority Foundation  
All rights reserved.

Printed in the United States of America.

For information, write: [sklein@feminist.org](mailto:sklein@feminist.org)  
Feminist Majority Foundation  
1600 Wilson Boulevard, Suite 801  
Arlington, VA 22209

# IDENTIFYING US K-12 PUBLIC SCHOOLS WITH DELIBERATE SEX SEGREGATION

## OVERVIEW AND SUMMARY

<i>Background: Why the Identification of US Public School Sex Segregation is Now an Especially Important Challenge?.....</i>	<i>1</i>
<i>Key Findings and Recommendations .....</i>	<i>4</i>
<i>Overview of Methodology .....</i>	<i>11</i>
<i>Sources of Data for this Report.....</i>	<i>12</i>

## DETAILED FINDINGS

<i>Overview of Information to Identify US K-12 Public Schools with Deliberate Academic Classes .....</i>	<i>14</i>
<ul style="list-style-type: none"><li>• Likely Changes in Numbers of Schools with Deliberate Sex Segregation from 2007-10 and 2011-12</li><li>• State and Regional Patterns of Sex Segregation in Public Schools 2007-10 and 2011-2014</li></ul>	
<i>Summary Information on Public K-12 Coed Schools with Single-sex Classes.....</i>	<i>17</i>
<ul style="list-style-type: none"><li>• Identification of Coed Public Schools with Single-Sex Academic Classes</li><li>• Total Increase in Coed Schools with Single-sex Academic Classes</li><li>• Grade Levels of Coed Schools Reporting Single-sex Academic Classes</li><li>• Disparities by Sex in Coed Schools Reporting Single-sex Academic Classes</li><li>• Disparities by Race in Coed Schools Reporting Single-sex Academic Classes</li></ul>	
<i>Summary Information on Public K-12 Single-sex Schools.....</i>	<i>20</i>
<ul style="list-style-type: none"><li>• Identification of Single-sex All-girls and All-boys Public Schools</li><li>• Findings for Single-sex All-girl and All-boy Public Schools</li><li>• Racial Composition of Single-sex Public Schools</li><li>• Grade Levels of Single-sex Public Schools</li></ul>	
<i>Missing Information on Sex-segregated Public Education .....</i>	<i>23</i>
<ul style="list-style-type: none"><li>• Highlights of Case Study: Single-gender Education in South Carolina</li><li>• Additional Evidence of Missing Information in Florida and New York City</li><li>• Implications of Missing Information</li></ul>	

## METHODOLOGICAL CHALLENGES

*Improved CRDC Data on Coed Schools with Single-sex Academic Classes*..... 26

*Identification and Categorization Challenges* ..... 28

- Inclusion of Coeducational Schools with an Academic Focus
- Identification of All-boy and All-girl schools from Enrollment Data
- Counting of Similar Schools such as Dual Academies

*Verification Challenges* ..... 29

- Lack of Other Lists of Public Schools with Single-sex Education
- Some Incorrect Counting of Numbers of Single-sex Classes
- Lack of Sufficient Information on Education on School Websites

**DETAILED RECOMMENDATIONS** .....30

**REFERENCES** .....37

## US MAPS

1. Map of Coed K-12 Schools with Single-sex Academic Classes  
2011-14 .....Overview and Summary, p. 6
2. Map of All-girl and All-boy Public K-12 US Schools  
2011-14 .....Overview and Summary, p. 7
3. Interactive Map of Coed Schools in the US with Single-sex Classes  
by Region 2011-14 ..... 39
4. Interactive Map of Single-sex Public Schools in the US 2011-14..... 40

## TABLES

Table 1A: Comparison of Public Coed and Single-Sex Schools  
with Single-Sex Academic Classes by State in 2007-10 and 2011-2012 ..... 41

Table 1B: Raw CRDC Totals of Coed Schools  
Reporting Single-Sex Academic Classes ..... 42

Table 2: US Coed and Single-sex Public Schools by School Level and  
State for 2007-10 and 2011-2012 ..... 43

## LISTS OF SCHOOLS

List 1: Coed Public Schools with Single-sex Academic Classes  
for 2011-2014, Sorted by State ..... 45

List 2: Coed Public Schools with Types of Single-sex Academic Classes  
for 2011-14, Sorted by State..... 77

List 3: All-girl Public Schools Identified in 2011-2014,  
Organized by State ..... 89

List 4: All-boy Public Schools Identified in 2011-2014,  
Organized by State ..... 96

**APPENDICES**

Appendix A: Questions on Single-sex Academic Classes in Civil Rights Data  
Collections for 2009-10, 2011-12, 2013-14 and 2015-16 ..... 99

Appendix B: List of all-girl and all-boy public schools and dual academies identified  
during 2007-10 (Part I, Appendix D of FMF sex segregation report, Klein, 2012)..... 102

Appendix C: Case Study of South Carolina Schools Offering Single-Gender Classes ..... 107

Appendix D: South Carolina Schools Offering Single-Gender Classes in 2011-12 ..... 110

Appendix E: List of South Carolina Schools Planning to have Single-Gender  
Classes in 2014-15..... 113

Appendix F: Acknowledgments ..... 117

# IDENTIFYING US K-12 PUBLIC SCHOOLS WITH DELIBERATE SEX SEGREGATION

By

Sue Klein, Jennifer Lee, Paige McKinsey, and Charmaine Archer  
with assistance from Ponta Abadi, Makhfi Azizi, Ishmael Bishop, Talia Cowen, Beth Feldstein,  
Tamara Stein, and Kathleen Wilson  
Feminist Majority Foundation (FMF)

## OVERVIEW AND SUMMARY

### ***Background: Why the Identification of US Public School Sex Segregation is now an Especially Important Challenge?***

There are four key reasons why the identification of public school sex segregation is an especially timely and important challenge.

1. **Deliberate sex-segregated public education has increased to over 1000 public schools since the Bush Administration amended the Title IX regulation in 2006<sup>1</sup> to lift the general ban on single-sex public education.** Previously, under the 1975 Title IX regulation, only very limited federally-funded sex-segregated education was allowed -- primarily for affirmative purposes to decrease sex discriminatory outcomes such as gender gaps favoring males in areas like engineering.<sup>2</sup> Under this 2006 US Department of Education (ED) Title IX regulation, sex segregation is allowed for additional vague purposes such as: “(1) to improve educational achievement of its students, through an established policy to provide diverse educational opportunities; or (2) meet the particular, identified educational needs of its students.” FMF and other gender equity advocates have requested that this regulation be rescinded, but instead ED has said that it will issue guidance to better describe equity standards to prohibit sex discrimination under Title IX, the US Constitution, and other federal civil rights laws.<sup>3</sup> On Dec. 1, 2014

---

<sup>1</sup>For links to this regulation and 2002 and 2004 notices of it, see Office for Civil Rights (OCR) (2006) in the reference list or in the FMF “Title IX Defined” web page <http://www.feminist.org/education/pdfs/2006TitleIX.pdf>

<sup>2</sup> FMF hopes that promised OCR guidance on single-sex education will reaffirm that the purpose for allowing deliberate sex-segregation in education should be for affirmative outcomes to **decrease sex discrimination** -- the sole purpose of Title IX. This principle of equitable impact was also a focus of the October 1, 2014 OCR guidance on “Ensuring Students Have Equal Access to Educational Resources Without Regard to Race, Color, or National Origin”. This guidance said that disproportional resource policies are prohibited unless they are “educationally necessary and there are no comparably effective alternatives that can achieve the same goals with less adverse effect.” (Bullet 3 on p. 1 of the above fact sheet.) <http://www.feminist.org/education/pdfs/factsheet-resourcecomp-201410.pdf>.

<sup>3</sup> Objections to many aspects of the 2006 ED Title IX regulation are detailed in letters to OCR from the National Coalition for Women and Girls in Education and others (see [www.ncwge.org](http://www.ncwge.org)). The FMF report on the *State of Public School Sex Segregation in the United States 2007-2010* (referred to as FMF 2007-10 in this report and available from [www.feminist.org/education/sexsegregation/asp](http://www.feminist.org/education/sexsegregation/asp)) provides evidence on how equity and non-

ED OCR released this guidance as “Questions and Answers on Title IX and Single-Sex Elementary and Secondary Classes and Extracurricular Activities”<sup>4</sup>. The guidance, which focuses on Title IX, is congruent with many of the insights and recommendations in this and our previous FMF reports. If well implemented, this new guidance should help all stakeholders end unjustified sex segregated public education.

**2. Gender equity advocates have compiled mounting evidence that K-12 public school sex segregation is not justifiable either educationally, or legally.**<sup>5</sup> For example:

- Most of this deliberate sex segregation increases sex-stereotypes and is not justifiable as an instructional strategy, i.e. there is no evidence that girls and boys (as a group) learn differently, need to be taught differently, or need to be educated in separate classes.<sup>6</sup>
- Sex-segregated girls and boys are rarely treated equitably—separate is not equal when considering race or sex.<sup>7</sup>
- Students in sex-segregated classes do not have better educational outcomes than comparable students in equitably resourced co-educational classes.<sup>8</sup>
- Sex-segregated education generally costs more than coeducation due to additional administrative procedures, duplicate services, facilities and staff, additional specialized teacher training, increased evaluation requirements, and the need for legal services.
- Exclusionary sex discrimination generally violates Title IX, the US Constitution, and some state Equal Rights Amendments, as well as specific laws that protect against race and sex segregation and discrimination related to LGBT status (sexual orientation) and gender identity.<sup>9</sup>

---

discrimination principles were violated by many schools with **sex-segregated education** which in this report includes coed schools with single-sex academic classes and entire single-sex public schools.

<sup>4</sup> <http://www.feminist.org/education/pdfs/faqs-title-ix-single-sex-201412.pdf>

<sup>5</sup> Reasons and references to evidence ranging from Susan Bailey’s Fall 2013 *Ms* article “Failing our kids: Despite pseudoscience to the contrary, sex segregation in public schools creates problems---not solutions” to academic meta-analyses of research studies on single-sex education are on our FMF sex segregation web page [www.feminist.org/education/sexsegregation/asp](http://www.feminist.org/education/sexsegregation/asp) and many are cited in the reference list of this report.

<sup>6</sup> There are more individual differences within groups of girls or of boys than between groups of girls and boys.

<sup>7</sup> The Oct. 2014 OCR guidance on equitable resources noted in footnote 2 provides many examples of education resource inequities ranging from qualifications of teachers to physical facilities.

<sup>8</sup> If a school has rigorous evidence that their sex segregation is more effective in producing significantly better outcomes than comparable quality coeducation, they might be able to justify their sex separation using the exception in Title IX that allows single-sex education if it advances gender equitable outcomes. For example, sex separation is allowed in contact sports if it increases the participation of girls in athletic teams, but there are thousands of Title IX athletic complaints because the separate teams rarely benefit from equal facilities and support.

<sup>9</sup> Since there are so many individual differences it is hard to justify excluding a person just because of their location on the biological sex or gender identity continuum even in areas such as contact sports where Title IX allows different sex teams.

- When the sex-segregated public education is deliberate, such as policies (and official approvals) allowing single-sex classes and schools, should require an evidence-based justification that this segregation will improve the students' educational outcomes as they pertain to increasing gender equality.<sup>10</sup>

**3. Although there has been progress in identifying US K-12 public schools with deliberate single-sex education, stakeholders who care about advancing educational equity need to build on this progress to better understand the current extent and nature of this questionable education practice.** Most national information on the extent of single-sex education in the US in this FMF report is based on responses from the mandatory universal 2011-12 Civil Rights Data Collection (CRDC) from the ED Office for Civil Rights (OCR). New CRDC responses are being collected for 2013-14. Additional insights come from comparing the 2011-12 data in this report with the three part FMF 2007-10 report titled "State of Public School Sex Segregation in the United States 2007-10" and from checking current school websites. (See <http://feminist.org/education/SexSegregation.asp> .)

The American Civil Liberties Union (ACLU) lawsuits and Title IX complaints have been helpful in understanding the nature of illegal sex discrimination and sex-stereotyping that are often associated with this deliberate sex segregation. Stakeholders, such as parents, equity advocates, Title IX coordinators, OCR, and other governmental officials need to understand the current status of sex-segregated public education at the local, state, and national levels. Parents especially need more timely, detailed, information on the nature of single-sex education in their local public schools. This FMF report can help concerned stakeholders start their efforts to learn more by providing lists of single-sex public schools as well as coed public schools that indicated having single-sex academic classes in their 2011-12 CRDC responses.

**4. The more that stakeholders, ranging from federal government staff to individual public schools, Title IX coordinators, other equity advocates, and parents, know about the US K-12 public schools with deliberate sex segregation, the better equipped they will be to make informed decisions.** They will also be able to recommend procedures to identify and monitor these schools to ensure that single-sex education does not increase sex and race discrimination. This and other equity principles are discussed in questions 16-20 on voluntariness and questions 23-28 on evaluations in the December 2014 OCR guidance on single-sex education.

---

<sup>10</sup> Permissible improved outcomes under the remedial or affirmative exception to allow single-sex education in the 1975 Title IX regulation should show decreased sex discrimination. This is not clearly required in the ED 2006 Title IX regulation even though outcomes that increase stereotyping are not allowed. However, an amicus brief from DOJ and ED in the Vermilion Parish case says that each school must provide an evidence-based justification for single-sex classes in each subject such as 8<sup>th</sup> grade English in each school. This class by class justification would make it difficult to justify sex segregating almost all classes as in schools operating like dual academies. This principle is reinforced in the discussion of questions 8 & 9 in the Dec. 2014 OCR guidance.



The ED 2006 Title IX regulation (that weakened some protections against sex discrimination) still requires that the assignment of a student to a single-sex class be **completely voluntary**. This means that schools should obtain informed consent from the parents to help them decide if they want to enroll their students in specific single-sex classes or environments with single-sex practices. However, in preparing this report, the authors found that schools rarely used their websites or other methods to provide parents or students with this informed choice. For example, we rarely found any information on the nature of, justifications for, and comparative effectiveness of a school's single-sex education on school websites. Although schools should easily be able to describe what classes are single-sex and criteria for students to enroll in these classes, we rarely found any of this information in the schools own websites or in the school rating websites such as "Great Schools.com". From our related research, it appears that few schools with deliberate single-sex education have any of these educational or legal compliance based justifications available to put on their websites. The few justifications that may exist are generally prepared while seeking approval for this sex segregation by a local school board or charter school authority. Many of these justifications are based on sex stereotypes. We have not seen justifications for continuing single-sex education based on evaluation evidence that the sex segregation complies with non-discrimination provisions under Title IX and other civil rights laws or that it is educationally more effective than comparably well-resourced coeducation. In a recent webinar on helping African-American boys<sup>11</sup>, Pedro Noguera pointed out that the schools for boys that he studied had no theory of instruction for only serving boys.

As discussed in the recommendations section of this report, ED's OCR has been helping with the initial identification of schools with deliberate single-sex education through its CRDC. Since OCR has now issued guidance and recommendations on how schools should provide public justifications and evaluations to determine if the planned single-sex education should be allowed to start or continue, it should be much easier for all stakeholders to identify schools with unjustifiable single-sex education.

### ***Key Findings and Recommendations***

**Key Findings:** The key findings from this 2014 report show the numbers of specifically identified public schools with sex segregation increased from 646 in 2007-10 to 805 in 2011-12 for a 24% growth rate. The 805 includes the both coed schools with single-sex academic classes, as well as the fully single-sex schools. (See Table 1A green columns).

We found that the CRDC 2011-12 results on coed schools with single-sex academic classes had fewer errors than the 2006 and 2010 CRDC results -- where as indicated in Table 1B, we eliminated the erroneous responses from Florida, and in 2010 from New York City<sup>12</sup>. However,

<sup>11</sup> Nov. 10, 2014 from Stanford University School of Education. Lessons from Single-sex schools. Featuring Pedro Noguera with introduction from Linda Darling Hammond.

<sup>12</sup> We learned that Florida had high numbers because they counted classes in 15 minute periods. New York City reported 882 coed schools with single-sex academic classes, but we were never able to verify this number.

FMF believes that our lists of specifically identified and partially verified schools with sex segregation in this report are not totally accurate even for 2011-12 (and they are not current for today). In the 2011-12 CRDC there were indicators of underreporting by some of the 95,635 schools that responded “No” to the question about whether they were coed schools with single-sex academic classes.<sup>13</sup> For example, South Carolina’s own list of schools with “single-gender” classes for 2011-12 included more schools than the CRDC responses from South Carolina.

FMF found that the patterns of public K-12 schools in this 2014 report were similar to FMF’s previous findings for 2007-10 FMF report. This makes sense because many of the same schools were included in both the 646 green 2007-10 column total and the 805 green 2011-12 column total in Table 1A and because not much time had passed between both studies. Our observations about the following patterns are based on the information on our specifically identified schools in FMF 2007-10 and this 2014 study and not on the “raw” initial data from the 2011-12 CRDC responses. For the purpose of this report, we eliminated schools from the “raw” data if they had less than 100 students, if they were a juvenile justice facility, and if they were no longer operating. The schools remaining after applying these criteria can be found in Lists 1, 2, 3 and 4.

We found:

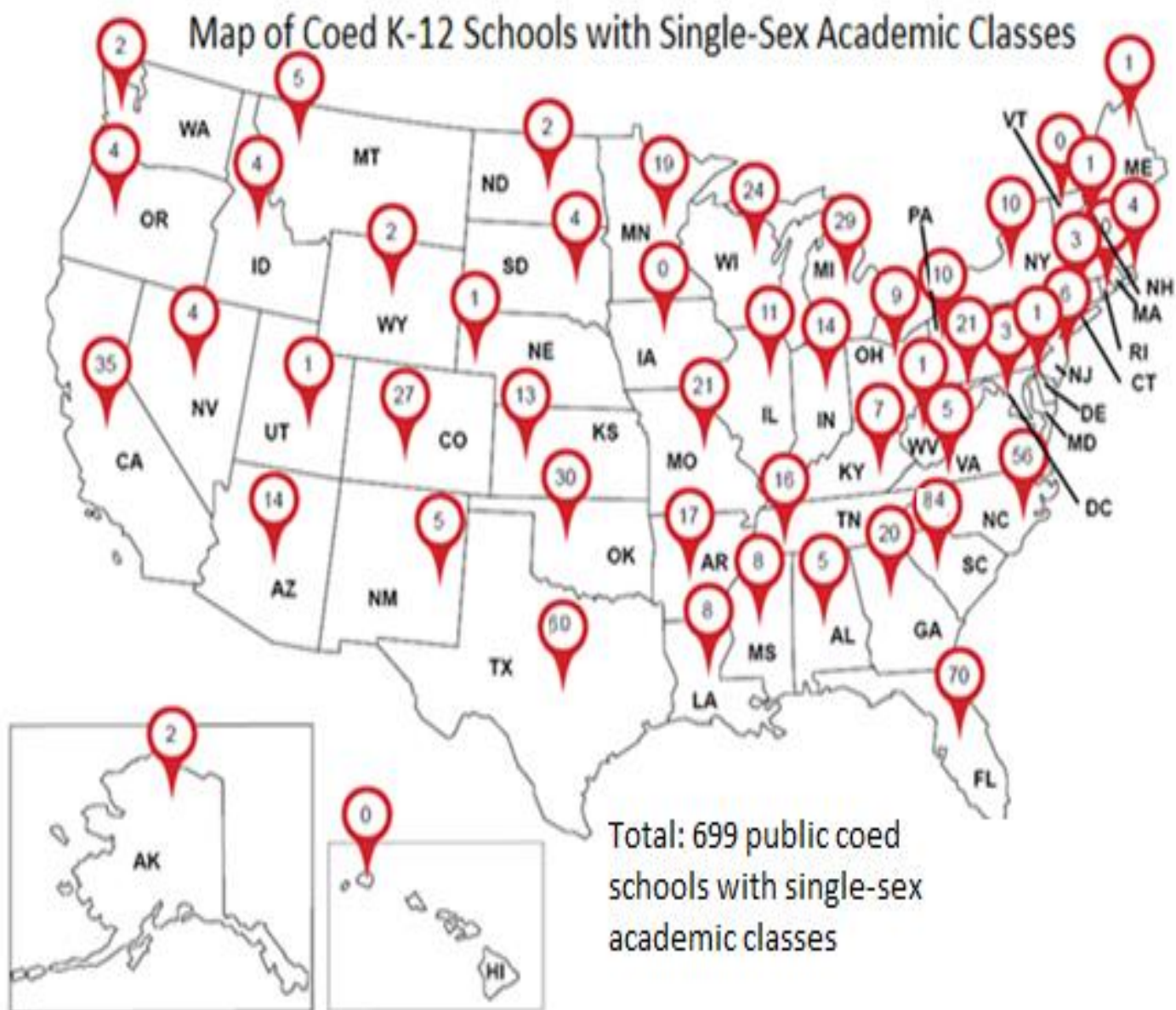
- **Increases in numbers of public coed schools with single-sex academic classes and fully single-sex schools.** Although we had somewhat different data sources to identify specific coed schools with single-sex academic classes and the fully single-sex schools, we found increases in each over the short time span between our FMF studies. As shown in Table 1A, we found 564 specifically identified coed schools with single-sex classes in our 2007-10 study and 699 in our 2011-14 study. This is a 24% increase over this short time span. However, some of the increase in 2011-12 may be attributed to the larger universe of total CRDC respondents. The 2007-10 FMF study was based in part on a survey of significantly fewer schools (72,000) than the universal sample response (96,454) for the 2011-12 CRDC. Using the same definitions of single-sex schools, we identified 82 single-sex schools in the 2007-10 study and 106 in our current 2011-14 study or a 29% increase. This increase is especially impressive since this 2014 FMF study only included single-sex schools that had an enrollment of at least 100 students.
- **Looking at the regional patterns, we found that most of the schools with sex segregation are in the southern states.** As in the 2007-10 FMF study, most of these 2011-12 schools with deliberate sex segregation are in the Southeast and Southwest US. South Carolina, Florida, Texas, and North Carolina have the most coed schools with

---

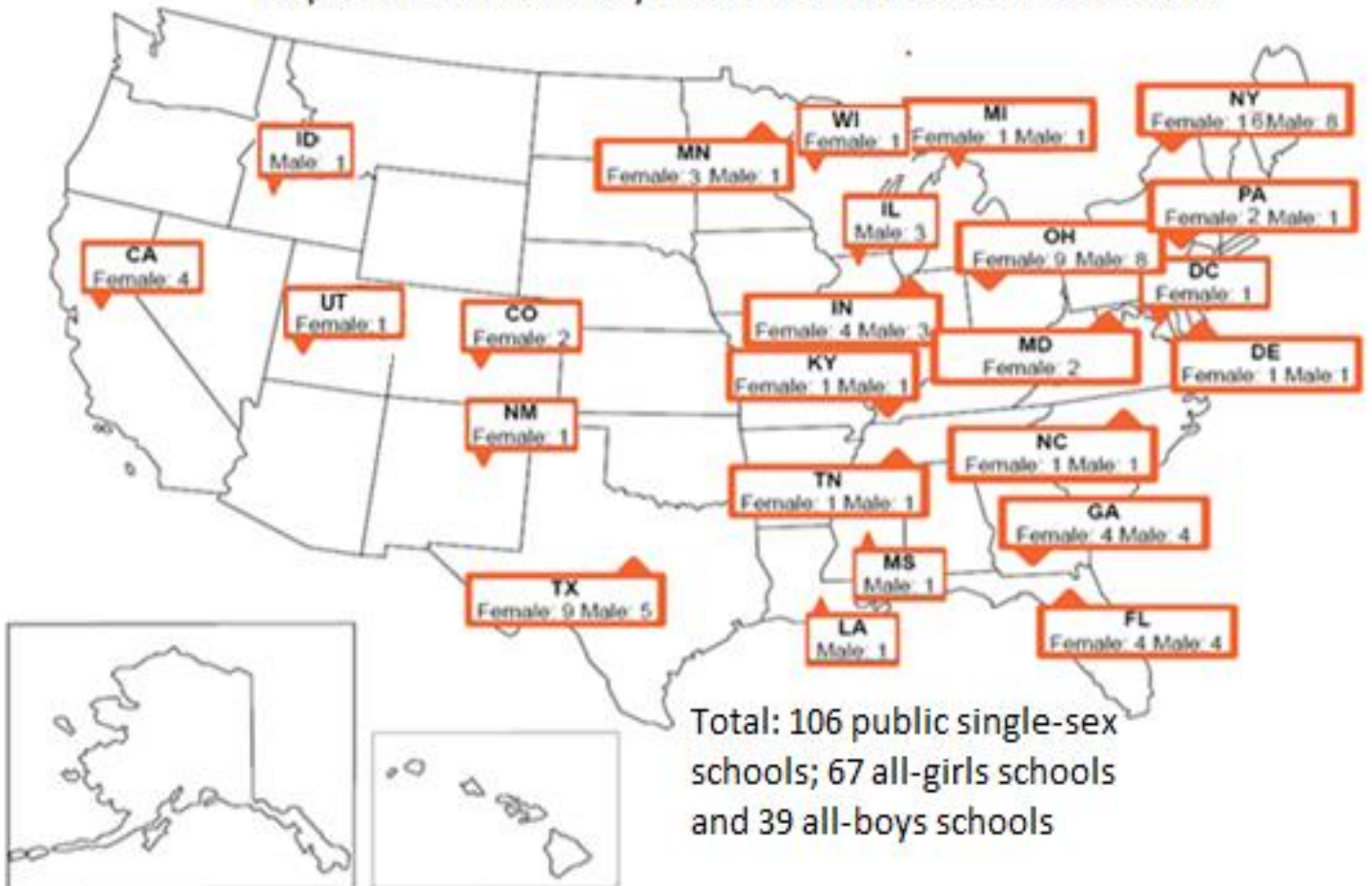
<sup>13</sup> Both FMF and the CRDC defined single-sex academic classes as not permitting both male and female students to attend the class together—“only male students or only female students are permitted to take the class.” (See CRDC questions in Appendix A).

single-sex classes. New York and Texas have the most same-sex schools. Nationwide, most single-sex schools are located in large cities, especially New York City.

Following are two US maps showing the geographical distribution of the 805 partially verified public K-12 schools with deliberate sex segregation. The first map shows the state totals for 699 coed public K-12 schools which reported single-sex academic classes in the 2011-12 CRDC. The second map shows the state totals for 106 single-sex all-girl or all-boy public schools. Similar digital interactive maps (pages 38 and 39) are provided in this report with direct links to websites of individual schools.



## Map of All-Girl & All-Boy Public K-12 US Schools 2011-2014



- Most of the schools with sex segregation are middle and high schools.** Although there are more elementary than middle or high schools nationwide, more of the coed schools that offer single-sex classes and totally single-sex schools are middle or high schools. In the current study we counted 300 middle schools and 293 high schools with single-sex classes. (See Table 2: US Public Schools with Single-sex Classes by School Level and State for 2007-10 and 2011-12.)
- More of the fully single-sex schools are for girls, but more of the single-sex classes in coed schools are for boys.** In both FMF studies (2007-10 and 2011-12), more of the single-sex public schools were for girls than boys, with 67 schools for girls and 39 schools for boys (see Lists 3 and 4). Our 2014 findings indicate that the schools for girls are often larger than the schools for boys (see Lists 3 and 4). However, more of the single-sex classes in coed schools were for boys than for girls, with 52% of them for boys and 48% of them for girls (see List 2). The CRDC report counted classes in Algebra, Other Math, Science, English, and Other. The largest discrepancy between class numbers for boys and girls was in the Algebra.

- **There is an unknown but probably substantial number of coed schools operating much like dual academies where most of the academic classes are sex segregated.** At one end of the continuum a coed school would have only one single-sex sex class. Toward the other end of the continuum a coed school may have all of their academic classes and most of their activities completely single-sex for both girls and boys, thus qualifying for the “unofficial” label of dual academy. Our 106 totally single-sex schools are at the extreme end of the continuum. Single-sex schools are usually in a separate physical location and have separate administrators and different teachers for the girls and boys. While they may have some interaction with a separate “sister” or “brother” single-sex school these all-girl and all-boy public schools are classified as separate schools by their school district. A coed dual academy may become separate single-sex schools when the enrollment grows so they need more space and administrators and they split into an all-girl or all-boy school.

There are probably many more coed schools that function much like dual academies than we have been able to identify. Some of these coed schools may also separate their boys and girls in different sections or floors of the building. One coed Indiana high school even had sex-segregated school buses and an earlier start time for the girls than the boys even though the school had some coed after-school activities. These coed dual academy type schools usually have one overall school name -- such as Morningside Middle School in Charleston, SC. A few may also have a “school within a school” name for the boys (in this case, Arms Academy at Morningside Middle School) and for the girls (Excel Academy at Morningside Middle School).

An examination of “List 2: Coed Public Schools with Types of Single-Sex Academic Classes for 2011-14 sorted by State” provides some insights on the extent of sex segregated classes in the specific coed schools from their responses to the 2011-12 CRDC. In this list, the state’s public schools with the highest total number of single-sex classes come first. It is likely that schools that have fairly equal numbers of girls and boys classes in the appropriate subject areas<sup>14</sup> operate much like “dual academies”. We counted 82 coed schools in list 2 that reported over 20 single-sex academic classes that were fairly evenly distributed for girls and boys<sup>15</sup>. However, we did not know the number of coed classes in each school, so we could not determine if almost all of the school’s classes were sex-segregated or if there are also coed classes in the same subject areas.

The Dec. 2014 OCR guidance on question 21 indicates that a recipient must offer a substantially equal coeducational option for every single-sex class. Question 32 discusses why even dual academy type coed schools with mostly separate classes for

---

<sup>14</sup> We would not expect elementary schools to have algebra classes, one of the CRDC class type categories.

<sup>15</sup> In the methodology section we noted that, as in past years, some CRDC 2011-12 respondents reporting over 100 total single-sex classes were probably counting numbers of students in a class instead of a one class as requested.

girls and boys should comply with non-discrimination criteria such as providing substantially equal coed options, as specified in question 21.

- **Many of the 2011-12 coed schools with single-sex classes and almost all of the single-sex public schools serve mostly African American and Latino/a students.** According to the 2014 results, 43% of the coed schools with single-sex academic classes have a majority African American and Latino/a population. All but three of the single-sex public schools serve an overwhelming majority of African American and Latino/a students. This is particularly concerning because African American and Latino/a youth are already often victims of combined racial and sex stereotyping and resource discrimination, which hinders their education.<sup>16</sup> As sex-segregation can also further promote sex and racial stereotyping, this can cause greater harm to the education of minority students, who are over represented in the single-sex schools and single-sex classes in coed schools found in this report.
- **Our estimate of over 1000 K-12 public schools with deliberate sex segregation is maintained for 2012.** As shown in Table 1A, there were increases in both our lists of specifically identified coed schools with single-sex classes and in the fully single-sex schools lists from 2010 to 2012. However, as in the FMF 2007-10 study, we have reason to believe that our Lists 1, 3 and 4 of specifically identified coed schools and single-sex schools are not totally inclusive. Thus, instead of concluding that there were only 805 public schools with sex segregation for 2011-12, we estimate that as in the 2007-10 FMF study there were over 1000 K-12 public schools with deliberate sex segregation in 2011-12. This renewed estimate is also based on indications that the 2011-12 CRDC did not obtain correct responses from all public schools with sex segregation. This finding of missing information in the CRDC 2011-12 data on public schools with sex segregation is disappointing because there were improvements in the CRDC 2011-12 data from previous CRDC results and because the 2011-12 CRDC results were based on a mandatory universal survey which was not used in the previous CRDCs which relied on large samples of schools. This over 1000 estimate would be even higher if it included juvenile justice facilities which routinely practice sex segregation.
- **It is very hard to find and verify information on public schools with sex segregation.** Even when we can obtain leads on schools that self-report intentional single-sex education on the mandatory universal CRDC and when there are websites available on most public schools, we were not able to find website information on whether the school had single-sex education. For example, school mission statements even for dual academies rarely mentioned a focus on boys and girls, one school just mentioned their single-sex approaches under frequently asked questions, and for another school the

<sup>16</sup> The National Women's Law Center's 2014 report discusses the particular challenges that African American youth face in our educational system, from issues such as racial discrimination to lack of resources. See reference list and [http://www.naacpldf.org/files/publications/Unlocking%20Opportunity%20for%20African%20American%20Girls\\_0.pdf](http://www.naacpldf.org/files/publications/Unlocking%20Opportunity%20for%20African%20American%20Girls_0.pdf)



only mention of the school's sex segregation practices was in a school rating site where a parent commented that this was a negative aspect of the school. Even web information on the fully single-sex schools rarely included the purpose or justification for limiting their students to one biological sex. Similarly, we did not find any required evaluation reports<sup>17</sup> to justify the effectiveness of sex segregation as a strategy to decrease sex discriminatory outcomes or achieve any other desirable student outcomes compared to comparable well-resourced coeducation. This lack of publicly accessible information and justification for the sex-segregated instruction indicates that most parents and students who participate in these single-sex classes do not do so on a completely voluntary basis as required by the ED 2006 Title IX regulation. Not only do they not understand their options, but it is likely that (as we found in the FMF 2007-10 study) they are not asked to sign an informed consent form to opt into a single-sex class. The Dec. 2014 OCR guidance question 17 recommends that this be done.

In summary, the sustained estimate that there were over 1000 coed and single-sex public K-12 schools with deliberate sex segregation in 2011-12, based on our FMF 2007-10 and current FMF 2014 results, is a major concern. This concern is increased by the evidence that almost all of the single-sex schools and a large proportion of the coed schools with single-sex academic classes are attended by African American and Latino/a students in urban areas and that over 80 of these coed schools probably have unjustified sex segregation for almost all of their academic classes. While we are grateful that the ED is working to help identify public schools with deliberate sex segregation via the CRDC, these efforts need to be improved.

The Dec. 2014 OCR guidance on non-discriminatory single-sex education and its additional expected detailed guidance on the roles of Title IX coordinators should influence more educators and communities to stop the current sex segregation that cannot be fully justified. For sex segregation to be in compliance with Title IX, or for that matter -- in compliance with other civil rights measures, it must decrease, rather than increase, sex discrimination and other forms of discrimination. Moreover, such justification should show it is more effective in increasing academic achievement than comparable quality coeducation.

**Recommendations:** This FMF sex segregation report concludes with the following four recommendations for key stakeholders ranging from responsible federal, state, school district and school authorities including their Title IX coordinators to equity advocates such as researchers, women's and civil rights organizations, community activists, parents, teachers, and students.

1. *Responsible authorities should make information on public schools that practice sex segregation transparent and available to all stakeholders in multiple ways including mandatory reporting on school and school district websites. This public information should describe the nature and extent of the single-sex education in the school and the evidence-*

---

<sup>17</sup> The ED 2006 Title IX Regulation required these evaluation reports and the Dec. 2014 OCR guidance (questions 23-28) provide recommendations on acceptable evaluations that include both process and outcome indicators of non-discrimination and effectiveness.

*based justification for why each use is likely to improve student outcomes without contributing to inequities in the distribution of education resources or reinforcing sex and race stereotypes.*

2. *Title IX coordinators and other responsible authorities such as state education agencies, school boards, leaders of school districts, and schools should play a major role in identifying schools with sex segregation and in ending it if it is unjustified and increases sex discrimination and stereotyping.*
3. *Equity advocate stakeholders outside the chain of responsible authorities within governmental and education agencies should also play a major role in identifying schools that are now using sex segregation and in ending it if it is unjustified and increases sex discrimination and stereotyping.*
4. *Federal agencies, especially OCR in ED, should continue to improve their efforts to identify and stop sex discriminatory sex-segregated K-12 public education.*

### **Overview of Methodology**

This 2014 FMF report is utilizing recently provided results from the 2011-12 ED OCR CRDC universal survey of 96,454 K-12 public schools. Since 2006, the CRDC has provided information on responses to questions about whether public K-12 schools have single-sex academic classes. As in past CRDC reports, the CRDC 2011-12 information on single-sex education continues to include the names of schools and their school districts.

The core databases for this report are four lists of public schools. List 1: Coed Public Schools with Single-sex Academic Classes for 2011-12, Sorted by State. List 2: Coed Public Schools with Types of Single-sex Academic Classes for 2011-12, Sorted by State, List 3: All-girl Public Schools Identified in 2011-2014, Organized by State. List 4: All-boy Public Schools Identified in 2011-2014, Organized by State.

Instead of using the “raw” responses to the CRDC question on coed schools with single-sex academic classes or on enrollment of only girls or boys to identify single-sex schools, FMF partially verified and supplemented the 2011-12 CRDC results. In doing so, we omitted listing schools that failed to meet our inclusion criteria and we added racial demographic and school level information from school websites. While compiling our 2011-12 information on 699 public coed schools with single-sex classes (List 1) and 67 all-girl public schools (List 3) and 39 all-boy schools (Lists 4), we reviewed over 800 school websites to partially verify, augment, and update the CRDC 2011-12 information on 805 public schools with sex segregation as of November 2014<sup>18</sup>.

---

<sup>18</sup> Most schools did not provide information on their single-sex classes on their web pages so we didn't obtain systematic information to verify the 2011-12 CRDC responses or on the continuation of single-sex-classes for 2013-



We used the following criteria to determine whether or not to include a school on our lists. We eliminated all single-sex schools that had enrollment numbers under 100. This was done because many of the schools with low enrollment numbers seemed to be single-sex not by design but by accident, or because they appeared to be a small unit or program within a larger institution. We moved eight schools which were misclassified as coed schools to the single-sex school Lists 3 and 4. We did not include seven schools that had closed by 2014. We also removed all juvenile justice, behavioral treatment, or residential care centers, but we retained alternative schools which were clearly part of the school district. The coed and single-sex juvenile justice, behavioral treatment, and residential care centers were excluded because they were often quite different from regular public schools and not part of the school district. They often had few students (below 100); had short term students who may only stay a few weeks; were often programs within prisons or mental health facilities, and were often run by entities with tangential arrangements with school districts like the 18 Pace schools for girls in Florida. However, we included the eight schools for pregnant and parenting students. While their enrollment may be all girls, these alternative schools for pregnant and parenting students and even some of the public single-sex schools for boys or girls may not require sex segregation. It is also worth noting that the single-sex schools for pregnant and parenting youth are much more like regular public schools than are most of the juvenile justice facilities and programs which were excluded from our lists.

Despite checking school websites, we were not able to identify whether most of the coed schools continued their single-sex academic classes in 2013-14 or 2014-15 or if they planned to do so in the future because this information was not provided on their websites or in related school rating websites such as "Great Schools". Also, we did not obtain information to help us add other coed schools that instituted single-sex classes after 2012 or to eliminate those that stopped their single-sex academic classes.

Our verification of Lists 3 and 4 of fully single-sex schools is more accurate and up-to-date than our List 1 of coed schools reporting single-sex classes in the 2011-12 CRDC. It is possible that some of these coed schools may have ended their single-sex classes by 2014. Similarly, coed schools that said they had no single-sex academic classes in 2011-12 may have them today in 2014-15. Our 2014 website visits to the fully single-sex schools and some phone calls enabled us to confirm if they were still operating as single-sex schools. If not, we removed them from our lists. However, as for the coed schools with single-sex classes, we had no other comprehensive lists of single-sex public schools to use to augment our Lists 3 and 4.

### ***Sources of Data for this Report***

As just described, the core school data for this 2014 FMF report is based on recently released responses to the 2011-12 Civil Rights Data Collection (CRDC), related information from websites on the schools identified in the CRDC responses, and other FMF research.

---

4. Appendix E shows that South Carolina contacted schools to learn if they planned to continue their single-sex classes for the 2014-15 school year.

Additionally, this report builds on, and compares, findings with FMF's more detailed "State of Public School Sex Segregation in the US 2007-10" report (FMF 2007-10), which discussed problems with the CRDC 2006 and CRDC 2010 data and provided many examples of how schools that used deliberate sex segregation violated equity principles from Title IX, the US Constitution, and other civil rights laws.<sup>19</sup>

The identification and verification process for schools with sex segregation in the FMF 2007-10 report was more extensive than in this FMF 2014 study. The lists of identified schools with sex segregation in FMF 2007-10 were compiled over several years from FMF developed state profiles, which included names of their public schools with single-sex classes as well as all-girl and all-boy public schools. Some of the schools were identified by an exploratory study<sup>20</sup> where we called schools from 20 states that responded they had single-sex classes in the 2006 CRDC. Schools were also identified and verified by FMF requests to state Title IX coordinators, ACLU reports, the website of the National Association of Single Sex Public Education (NASSPE), news stories, and web searches including checking school websites and calling individual schools as needed. The FMF 2007-10 report included sample state profiles. Profiles of schools in all states were used to provide information on data totals on various characteristics of the schools. However, this FMF 2007-10 report did not include a full state-by-state listing of these 646 schools by name as in Lists 1, 2, 3 and 4 in this 2014 report.

In this 2014 FMF report we relied more heavily on the CRDC results than in the FMF 2007-10 report, where we used multiple strategies to identify public schools with sex segregation. We initially examined the CRDC 2011-12 responses from 819 schools that reported they were coed schools with single-sex academic classes. (See Appendix A, Questions 19 and 20.) We also used CRDC 2011-12 school enrollment data to supplement other information to help identify totally single-sex public schools.

Due to past experience with problems with the 2006 and the 2010 CRDC results, we tried to examine and verify the CRDC 2011-12 responses to arrive at as accurate and useful updated lists of public schools with deliberate sex segregation as possible. Since the CRDC provided names of schools and school districts, we were able to check school websites and sometimes we called the school. In this process we also eliminated some schools that were not categorized appropriately or that had closed.

We consider our 2014 findings, especially about the coed schools reporting single-sex classes in 2011-12 CRDC responses, "partially verified" because, although these specifically identified schools reported practicing sex segregation for the 2011-2012 school year, we were not able to

---

<sup>19</sup> Violated principles include: 1. Lack of adequate approved justifications and specific plans for single-sex education that are based on scientific evidence that sex separation is needed to achieve desired educational outcomes for girls and boys. 2. No evidence that separate but equal education can be justified. 3. Lack of evidence of voluntary, well informed, "opt-in" participation in single-sex education. Governmental accountability is critical and it requires rigorous scientific evaluation evidence (See pages 3 and 4 of FMF 2007-10).

<sup>20</sup> What are we learning from the 2006-7 Office for Civil Rights Survey question about public schools with single-sex academic classes? An Exploratory Study. (Klein, S. and Sesma, E. 2011, Feminist Majority Foundation available from sklein@feminist.org)

verify that they actually did so or that this practice was continued in 2012-13, 2013-14 or that it is continuing now in 2014-15.

In summary, unlike the FMF 2007-10 report, this 2014 report includes named (or specifically identified) coed schools that reported having single-sex academic classes in 2011-12. (See List 1). Both FMF reports included lists of fully single-sex all-girls and all-boys public schools. (See Lists 3 and 4 in this report and Appendix D in the 2007-9 FMF report). We verified that the single-sex schools in Lists 3 and 4 are still operating by visiting their websites and if needed, by calling them.

The detailed findings section discusses the challenges in distinguishing between coed schools that segregate boys and girls for most of their classes and activities such as dual academies and fully single-sex schools. It also describes how we used CRDC enrollment data to augment our FMF 2007-10 total of 82 fully single-sex schools to arrive at the 106 total in Lists 3 and 4.

## **DETAILED FINDINGS: PUBLIC K-12 CO-EDUCATIONAL SCHOOLS WITH SINGLE-SEX ACADEMIC CLASSES AND ALL-BOY AND ALL-GIRL PUBLIC SCHOOLS**

### ***Overview of Information to Identify US K-12 Coed Public Schools with Deliberate Single-Sex Academic Classes***

- **Likely Changes in Numbers of Schools with Deliberate Sex Segregation from 2007-10 and 2011-12**

Table 1A: Comparison of Public Coed and Single-sex Schools with Single-sex Academic Classes by State in 2007-10 and 2011-2012 provides side-by-side total numbers of these schools for each state. It also provides similar state totals from FMF 2007-10 to facilitate comparison with our current FMF findings. The green columns show the combined totals of the yellow columns, (specifically identified coed schools with single-sex classes and the purple columns (specifically identified all-boys and all-girls public schools). The state by state totals for 2007-10 are from Table 1 in that FMF report and Lists 1, 3 and 4 in this 2014 report).

To employ full disclosure, even though it may add to confusion, we are also including state by state “raw” CRDC information on responses to the question about single-sex education for 2006, 2010 and for 2011-12 in Table 1B. These “raw” CRDC totals are larger than totals for the specifically identified coed schools with single-sex classes for these years. But unlike the increase in the totals for the yellow column coed schools with single-sex classes, the white columns of the “raw” CRDC totals show a decrease in numbers of schools with sex segregation over the years since 2006. The “raw” CRDC total for the 2006 responses (which did not exclude single-sex schools) was 1365. It was 1003 for 2010 and 819 for 2011-12. We attribute this decline to more accurate school responses to this CRDC question. For example, in the 2006 responses 6518 schools answered yes to the initial question that they

had single-sex classes, but only 2885 schools provided information on any single-sex class.<sup>21</sup> The 2011-12 CRDC results show a discrepancy on only 22 schools.

- **State and Regional Patterns of Sex-Segregation in Public Schools 2007-10 and 2011-2014**

In the FMF 2007-10 study, (Klein, 2012), FMF divided states into four regions; Northeast, Midwest, West, and South (Southeast and Southwest combined). The interactive map in this report (page 39) color codes the school markers for the four geographical regions to show coed public schools with single-sex classes in 2011-14. A parallel interactive map (page 40) shows all-boy and all-girl public schools in 2011-14. When using a digital version of these maps, a user can find the name and location of each specifically identified school. Similar static maps are included in the Overview and Summary. Table 1A provides state totals of coed K-12 public schools with single-sex academic classes and of all-girl and all-boy public K-12 US single-sex schools identified from our FMF 2007-10 report and supplemented by our web verifications of additional 2011-12 school enrollment information from federal Common Core Data (CCD) and CRDC sources.

Unless otherwise noted, the following regional summary information is based primarily on Table 1A totals and the interactive maps showing the location of the 699 coed schools with single-sex classes and the 106 single-sex schools (for a total of 805 sex-segregated public schools) for 2011-14. In discussing the regional patterns of coed and single-sex schools, we compared the 2011-12 results with the results from our FMF 2007-10 report.

***The South:*** As in the FMF 2007-10 report, the South had the most coed public schools with single-sex academic classes, with a total of 410 coed schools with single-sex classes and 41 single-sex schools, for a total of 451 sex-segregated schools, out of the national total of 805 sex-segregated schools.

In the FMF reports the South includes the following states: Alabama, Arkansas, the District of Columbia, Florida, Georgia, Kentucky, Louisiana, Maryland, Mississippi, North Carolina, Oklahoma, South Carolina, Tennessee, Texas, Virginia, and West Virginia for a total of 16 states. As discussed in detail in the 2007-10 FMF report and the South Carolina (SC) case study in the “Missing Information” section of this report as well as in Appendix C, SC was the only state to establish a program to encourage coed schools to create single-gender classes. As a result of the single-gender program, SC’s 84 coed public schools with single-gender classes composed the largest number of such schools in any state. We did not find any single-sex public schools in SC although we found two coed schools that were “dual academies”.

The other southern states with the most public schools with deliberate sex segregation included Florida with 78 schools (including 8 single-sex schools), Texas with 74 schools

---

<sup>21</sup> A possible explanation for the high number of “yes” responses was that single-sex education was being encouraged by the Bush Administration, which issued a 2004 proposed Title IX regulation and then a similar final Title IX regulation in Nov. 2006 which weakened protections against sex discrimination in sex-segregated education.

(including 14 single-sex schools) and North Carolina with 58 schools (including 2 single-sex schools). Texas now has the second most single-sex public schools of any state. Of the 14, 9 are for girls and 5 for boys.

The FMF 2007-10 study also found a majority of sex-segregated public schools in the South. The current study found 451 schools, which is similar to the earlier results of 455 sex-segregated schools in the South out of the national total of 646. Since 2007-10, the number of sex-segregated public schools in South Carolina has decreased significantly from 216 in FMF 2007-10 list to 84 in 2011-12. At the same time, Texas experienced a sharp rise in the number of sex-segregated public schools from 15 to 74. (See Table 1A).

***The Northeast:*** As in the FMF 2007-10 study, the Northeast was the geographical area with the fewest coed schools with single-sex academic classes in this 2014 study. The Northeast had a total of 65 sex-segregated schools out of the national total of 805. Out of these 65, 36 were coed schools with single-sex academic classes and 29 were single-sex schools.

The Northeast is composed of 10 states -- Connecticut, Delaware, Massachusetts, Maine, New Hampshire, New Jersey, New York, Pennsylvania, Rhode Island, and Vermont. The current FMF 2014 study found that, of the ten states in the Northeast region, Vermont and Rhode Island reported no single-sex public education and Maine and New Hampshire each reported only one coed public school with single-sex classes. In contrast, New York had the most sex-segregated public schools at 34 schools (including 24 single-sex schools), and Pennsylvania had the second most sex-segregated public schools with 13 schools (including three single-sex schools).

Currently, New York leads the nation in the total number of single-sex schools for both girls and boys with 16 all-girls schools serving over 4,400 girls and 8 all-boys schools serving over 2,300 boys. New York City alone has 14 single-sex schools (9 all-girls schools and 5 all-boys schools) accounting for the majority of single-sex schools within the state. The NY total of 24 single-sex schools is larger than in the previous FMF report in 2007-10 when New York had 18 single-sex schools.

While the Northeast has consistently had the fewest sex-segregated schools of the regions, with only 40 in the 2007-10 study and 65 in the current study, the numbers have risen in proportion along with much of the country. With 65 sex-segregated schools in this study compared to 40 in 2007-10, the number of Northeast sex-segregated schools has risen 62 percent.

***The Midwest:*** As in the 2007-10 FMF study, the Midwest had the second-highest number of sex-segregated schools in the current 2011-14 FMF study, with 174 schools total. Out of these 174 schools, 147 of them were coed schools with single-sex academic classes and 27 of them were single-sex schools.

The Midwest is composed of Iowa, Illinois, Indiana, Kansas, Michigan, Minnesota, Missouri, North Dakota, Nebraska, Ohio, South Dakota, and Wisconsin. Of these 12 Midwest states, Michigan (with 31 schools including two single-sex schools), Wisconsin (with 25 schools,

including one single-sex school), Missouri (with 21 schools), and Minnesota (with 23 schools including 4 single-sex schools) made up the majority of the sex-segregated public schools. In contrast, Iowa had no sex-segregated public schools and Nebraska only had one. Ohio had the highest number of sex-segregated public schools in the region, with 30 in the FMF 2007-10 study. Ohio had 24 (including 15 single-sex schools) in the current study. The Midwest had 101, the second-highest number of sex-segregated schools in the FMF 2007-10 study and also the second highest in this study at 174. This means that, since the 2007-10 study, the number of sex-segregated public schools in the Midwest has risen 72 percent.

**The West:** As in the 2007-10 FMF study showing 50 schools with sex segregation, the current study still shows the West with the second-lowest number (114) sex-segregated schools among the four regions. Out of these 114 schools, 103 of them are coed schools that offer single-sex classes and nine of them are single-sex schools.

The West is composed of 13 states -- Alaska, Arizona, California, Colorado, Hawaii, Idaho, Montana, New Mexico, Nevada, Oregon, Utah, Washington, and Wyoming. Of these states, Hawaii is the only one to have no sex-segregated public schools. However, Utah, Alaska, Washington, and Wyoming only had two sex-segregated public schools each. FMF identified California and Colorado as having the greatest number of sex-segregated public schools, with 39 and 29 schools, respectively. These totals include four single-sex schools in California and two in Colorado. The only other states in the West where we identified single-sex public schools were New Mexico and Idaho. These findings are similar to those of the 2007-10 study however, in the 2007-10 study, there were only 50 sex-segregated schools in the West. Since that study, this number has risen over 100 percent, to 114 schools.

**Comparison of Distribution by Geographic Regions in the Current and Previous FMF Studies:** In general, the geographic patterns of sex-segregation in public schools that were found in the 2007-10 FMF study have remained stable in these 2014 study results. The South still holds the greatest number of sex-segregated public schools, while the Northeast holds the fewest sex-segregated public schools. Since the 2007-10 study, the number of our partially verified sex-segregated schools has increased 24 percent overall, from 646 to 805 schools. While there was a slight, but barely discernable, decrease in the number of sex-segregated schools in the South, the rest of the regions have experienced sharp increases. The Northeast experienced an increase of 62 percent, the Midwest experienced an increase of 72 percent, and the West experienced an increase of over 100 percent.

### ***Summary Information on Public K-12 Coed Schools with Single-sex Classes***

- **Identification of Coed Public Schools with Single-Sex Academic Classes**

Using the 2011-12 CRDC as the basis, in July 2014 we found 819 schools that self-identified as being coed schools with single-sex academic classes. From this list, we first removed all schools that self-identified as being a juvenile justice facility. Then after checking the school websites we removed other schools that were justice facilities, behavioral treatment and

residential care centers<sup>22</sup>, and schools that were clearly only for girls or only for boys that had been mistakenly included in the 2011-12 CRDC coed schools list. As appropriate, we included these single-sex public schools in our lists of all-boy and all-girl schools.<sup>23</sup> We also removed seven schools that had closed by July 2014. As reported earlier, this resulted in 699 coed schools with single-sex academic classes.

Our 699 total does not include additional schools that we learned likely had single-sex classes such as schools discussed later in the section on “Missing Information on Public Schools with Sex Segregation.”<sup>24</sup> The school websites visited in July 2014 rarely provided information on their single-sex academic classes so we were unable to identify whether the school continued the single-sex classes that they reported in the 2011-12 CRDC.

List 1 contains our detailed 2011-14 list of 699 coed schools with single-sex academic classes organized by state. It also includes information on: school level (elementary, middle and high school); city location; racial composition of the student body and school website url’s. List 1 is our primary database on the coed schools with single-sex academic classes. It contains school websites and city locations so that State Title IX coordinators and other equity advocates can use this information as the starting point to identify schools that reported deliberate sex segregation in 2011-12 and to learn if the single-sex instruction is being continued. This list may be updated to reflect changes and to add additional schools as needed. (See Recommendations).

List 2 provides additional information on the 699 coed schools in List 1 by including parallel 2011-12 CRDC responses on numbers of single-sex academic classes in math, English, science, etc. However, there is no CRDC information on the availability of comparable coed academic classes or if the student/teacher ratios and other resources for the classes for boys and girls or for single-sex and coed classes were similar.

As noted in the previous “Key Findings” discussion of the continuum of schools with single-sex classes, the CRDC responses on List 2: US Coed Public Schools with Types of Single-sex Academic Classes were not sufficiently detailed to reveal if most of the students in a “coed” school attended single-sex academic classes or even if the school operated like a dual academy where girls and boys attended almost all of their classes and activities separately.

When we called the 13 schools that we had identified as being like dual academies in the FMF 2007-10 report (See Appendix B), we only found four that are operating in this fashion as of Nov. 2014. For example, the Minneapolis Academy, a charter middle school, no longer

---

<sup>23</sup> The single-sex schools that we removed from the CRDC responses to the question that was to be answered only by coed schools include: Boys Republic High School in Chino, CA; Ferrell Middle School for girls and its companion, Franklin Middle School for boys, both in Tampa, FL; Just for Girls in Manatee, FL; Ivy High School for Girls in Norcross, GA; Bronx Global Learning Institute for Girls Charter School, NY; Teenage Parenting Program, Westbury NY; and Girls Leadership Academy, Chattanooga, TN. These schools were moved to single-sex schools Lists 3 and 4.

<sup>24</sup> We did not include missing coed schools that we identified as having single-sex classes in 2011-12 because we did not have systematic parallel information on them to add to List 1 and did not want to create confusion as we discussed CRDC response totals.

operates as a dual academy but it has single-sex classes for remedial or skill building in math and English. Some of these former dual academies have closed. Others have stopped all single-sex classes and some have continued only a few single-sex classes. The dual academy type public coed schools continuing in 2014-15 are: James Irwin Charter Middle School in Colorado Springs, Southwest Leadership Academy Charter School in Philadelphia, Langston Charter Middle School in Greenville, SC and Morningside Middle School in Charleston, SC.

In examining the coed schools on List 2 that had 20 or more single-sex academic classes in all of the appropriate subject areas, we found 82 schools that may be operating much like dual academies. But this dual academy structure was not apparent from the web information we reviewed or from the school names.

At the middle and high school levels, it is likely that teachers in coed schools on the continuum toward dual academies teach boys and girls in separate subject classes. But in schools with elementary grades it is more likely that a teacher will have a grade level class for boys or girls covering all subjects. As noted in the “Key Findings” discussion and in the Dec. 2014 OCR guidance, it is unlikely that schools that separate their students by sex for most classes can adequately justify this sex segregation.

- **Total Increase in Coed Schools with Single-sex Academic Classes**

Table 1A shows an increase in the number of coed schools with single-sex academic classes from the 2007-10 totals to the current 2011-12 totals. The green columns of Table 1A show the total number of schools identified with single-sex education. In the 2007-10 report, FMF identified 646 coed schools practicing deliberate sex segregation. In the current report, FMF identified 805 coed schools practicing deliberate sex segregation.

- **Grade Levels of Coed Schools Reporting Single-sex Academic Classes**

Table 2 shows the numbers of coed and single-sex schools by state and school grade level for 2007-10 and 2011-12<sup>25</sup>. With the exception of the increased number of single-sex high schools in the 2011-12 lists from 106 in 2007-10 to 264 in 2011-12, the totals of coed and single-sex elementary and middle schools were similar for each time period<sup>26</sup>. For example, in the 2007-10 time period, we identified 304 middle schools with single-sex classes and for 2011-12 we identified 294. The parallel totals for elementary schools were 236 in 2007-10 and 247 for 2011-12. There were increases of at least 10 high schools from 2007-10 to 2011-12 in AR, CA, KS, MI, MO, NC, and TX.

---

<sup>25</sup> For consistency we are describing the results as 2007-10 but the actual counts of identified coed schools with single-sex classes were from the state profiles updated to 2009 in the FMF 2007-10 report and were not based on “raw” CRDC 2010 responses. However, the totally single-sex schools lists in the 2007-10 report were updated to 2010 from various sources. The same was true for the totally single-sex schools in the FMF 2014 report.

<sup>26</sup> As in the 2007-10 FMF report, FMF used guidance from the school name (“X” Middle School) and common definitions to categorize schools by elementary, (Pre-K to 6); middle (grades 4-8); and high school (grades 8-12). In both studies, when schools did not fit neatly into one of these categories, FMF selected the level which had the single-sex classes or the lower level if there was no information.



- **Disparities by Sex in Coed Schools Reporting Single-sex Academic Classes**

More of the single-sex academic classes in coed schools were for boys than girls. As previously described, List 2 includes details on 699 identified coed schools with single-sex academic classes for 2011-12, sorted by state. It includes numbers of classes in the requested subject areas such as algebra, other math, science, English and “other” subjects for girls and boys.

From examining patterns in both FMF studies using these CRDC- based tables it is clear that there were more classes reported for males than females in all subjects ranging from algebra to English in both the 2010<sup>27</sup> and the 2011-12 CRDC results. In an additional analysis of List 2 results, we also found that more of the 699 coed schools only provided single-sex classes for boys than for girls, but most of the 699 coed schools provided single-sex classes for both girls and boys.

The largest disparity in the number of single-sex classes offered to boys and girls for 2011-12 was Algebra, in which boys received 58% of the classes and girls received 42%. The second highest disparity was in English, where boys received 53% of the classes and girls received 47%. Other Math classes and “Other” classes had equal ratios, where boys received 52% of offered classes and girls received 48%. Science classes had the lowest disparity, where boys were offered 51% of classes and girls were offered 49%.

- **Disparities by Race in Coed Schools Reporting Single-sex Academic Classes**

The racial composition of the student bodies of these 699 coed schools with single-sex classes appear to be representative of their urban, suburban and rural locations. We were able to find the racial composition for all but seven schools, so the following percentages are based on 691 schools rather than 699<sup>28</sup> (See List 1). Forty-three percent, or 295, of these schools have a majority (51% or above) minority population. The minority populations in these schools were most commonly African American or Latino/a, but we found one school that served an Asian majority and several that served a Native American majority. There were 76 schools with at least 75% Black student bodies. Only 35% of the 691 schools, or 243, have an overwhelming majority (75%) of white students. Many of these schools have diverse student bodies, but we do not have information on the distribution of minority students within the single-sex academic classes. Most of this racial composition information came from the “greatschools.com” information on the school.

### ***Summary Information on Public K-12 Single-sex Schools***

- **Identification of Single-sex All-girl and All-boy Public Schools**

We used multiple data sources to provide a more definitive list of the all-boy and all-girl schools for 2011-14. (See List 3: All-girl Public Schools Identified in 2011-14, Organized by State, and List 4: All-boy Public Schools Identified in 2011-14, Organized by State.) Since the single-sex

<sup>27</sup> See Table 3 in FMF 2007-10, “2010 CRDC Single-sex Academic Classes by State (Minus Florida & NYC)”.

<sup>28</sup> In addition to the actual school or school district website, we also used the Great Schools and School Digger websites which had systematic information on racial composition of the students.

questions in the CRDCs for 2009-10 and 2011-12 explicitly requested responses only from coed schools, we had to use other strategies to identify the all-boy and all-girl public K-12 schools. We used three strategies: (1) We looked at the enrollment data for all schools in the 2011-12 CRDC and identified those schools that only had one sex enrolled and that had over 100 students<sup>29</sup>. (2) We updated our previous lists of single-sex public schools (See the list in Appendix B) of all-girl and all-boy public schools and dual academies identified during 2007-10 from our FMF 2007-10 report (Part 1, Appendix D). We also updated the more recent FMF work of Carley Towne and Abby Weingarten in identifying these single-sex public schools. (3) We checked the websites of (and about) the schools (including Great Schools websites) to learn if the schools were still in operation, still single-sex, and if they should be categorized as a coed dual academy. We did not do a broader search or have a chance to systematically ask state and other Title IX coordinators to identify additional public single-sex schools that we may have missed.

As we did in preparing our List 1 of coed schools with single-sex academic classes and in the 2007-10 FMF report, we did not include coed and single-sex schools that were established to serve adjudicated students in the juvenile justice system or schools which focused on students with behavioral/drug/mental health problems such as the chain of 18 Pace schools for girls in Florida. We did not include single-sex schools where the CRDC enrollment data showed less than 100 students. And as previously discussed, we counted the dual academies each as one coed school, not as two single-sex schools.<sup>30</sup> Similarly, as with the 2007-10 FMF study we did not count small single-sex schools within larger coed schools. Instead, we included dual academies and schools within schools in List 1 as coed schools with single-sex academic classes. CRDC appeared to do the same. So did school districts.

In New York City we found that some single-sex schools even in the same building may be called separate schools if they separately serve elementary or middle school students. For our reporting purposes we counted schools such as the NY Excellence Girl's Charter Elementary School (K-4) and the Excellence Girl's Charter Middle Academy as two separate schools even if they are in the same building.<sup>31</sup>

Lists 3 and 4 provide detailed lists of all-girl and all-boy schools identified in 2011-14. These single-sex schools are organized by state, much like List 1 lists of coed schools with single-sex classes. The identification of these 106 single-sex schools was difficult due to problems with the enrollment information from the CRDC and other federal sources such as the Common Core

---

<sup>29</sup> We and previous FMF research by Carley Towne found many schools with enrollments of no girls or boys to be very small schools, often serving fewer than 10 students. Some were small "schools" within a larger school or prison. Thus, since we were interested in general single-sex public schools we eliminated these small enrollment schools by setting our cutoff as 100 students.

<sup>30</sup> The ED 2006 Title IX regulation and the OCR Dec. 2014 guidance also use this distinction of needing separate administrators to classify as two single-sex schools rather than one coed school with single-sex classes. The four dual academies in List 1 are: James Irwin Charter Middle School in Colorado Springs; Southwest Leadership Academy Charter School (Elementary and Middle) in Philadelphia; Morningside Middle School in Charleston, SC; and Langston Charter (Middle School) in Greenville, SC. With the exception of Langston Charter Middle School, these dual academies have mostly African American and Latino/a student populations.

<sup>31</sup> The NYC Department of Education also counted them as separate schools.

Data as described in more detail in the methodological challenges section of this report. It would have been much easier if the CRDC had requested information on the status of single-sex public schools instead of explicitly excluding them from its question as was done in the two CRDC's (2009-10 & 2011-12) but not in the 2006 CRDC which first asked a question about single-sex classes.

- **Findings for Single-sex All-girl and All-boy Public Schools**

**Totally Single-sex Schools:** We found 106 single-sex public schools currently in operation serving approximately 21,758 students (see Lists 3 and 4). The numbers have increased since our FMF 2007-10 report, when we counted 82 single-sex public schools (see Table 1A). The girls' schools have increased from 47 to 67 while the FMF 2007-10 report showed 35 all-boy schools, our current 2011-14 list has 39 all-boy schools. The maps show how the same-sex public schools are primarily in the east and Midwest regions of the US and the urban areas.

**Comparison of All-boy and All-girl Schools:** Currently, there are more all-girls schools in operation with 67 schools throughout the nation serving approximately 11,817 girls (See List 4), while there are only 39 all-boys schools in operation serving approximately 9,941 boys (See List 3).

The enrollment totals for girls' schools are higher than for boys' schools. The single-sex school with the highest enrollment was the long-established<sup>32</sup> Philadelphia High School for Girls with an enrollment of 994.<sup>33</sup> The Frederick Law Olmsted Academy North in Louisville, Kentucky at 759 had the highest enrollment for boys. The average enrollment for the girls' schools was 321 and for boys, 284.

Eight of the all-girls schools focused on the needs of pregnant and parenting students. However, it should be noted that when we first looked at the enrollment data from the 2011-12 CRDC, there were more all-boys schools than all-girls schools, but the number quickly decreased when we took out juvenile justice centers. This is largely due to the fact that there are far more all-boys juvenile justice centers (270) than all-girls juvenile justice centers (41) as reported by the 2011-12 CRDC enrollment data. If we had excluded the 8 public schools for pregnant and parenting teens and included the juvenile justice centers, the numbers of single-sex schools/centers for boys compared to single-sex schools for girls would have increased significantly.

**Racial Composition of Single-sex Public Schools:** The majority of single-sex public schools currently in operation serve mostly Latino/a and African American middle school and high school students and are predominately located in urban areas. In single-sex schools where we were able to acquire information on the racial composition of the student body, we found that the vast majority (all but three), serve primarily African American and Latino/a students (see

---

<sup>32</sup> This and a few other single-sex public schools established before Title IX in 1972 were allowed to continue.

<sup>33</sup> We understand that boys are allowed to attend this academic high school, but have not enrolled. The Pennsylvania ERA was used to allow girls to attend the previous parallel academic high school for boys.

Lists 3 and 4). Some are college preparatory academies while others focus on areas such as business or leadership. Many of the early single-sex public education facilities served African American boys who were having trouble in school, but now it is likely that these alternative schools are mostly male, but coed.

**Grade Levels:** While these single-sex schools serve students K-12, the majority (67 out of 106) serve middle and high school students (See Lists 3 and 4). Many of these single-sex schools have a large span of grades, often serving grades 6-12. Thus, we counted them as Middle/High Schools. The same pattern is true for coed schools offering single-sex classes with 410 schools out of the 646 total schools identified serving middle and high school students in 2007-10 and an even higher total of 593 out of 699 coed schools in 2011-12 serving middle and high school students (See Table 2). These patterns are consistent with our 2007-10 FMF report in which 56 out of 82 total single-sex schools served middle or high school students.

### ***Missing Information on Sex-segregated Public Education***

We do not know how many schools accurately report that they have single-sex academic classes. An analysis of additional information from our case study of South Carolina (SC) helps us understand some of the limits of the information we have reported (see Appendix D). For example, this analysis suggests that the CRDC reports of SC schools with single-gender<sup>34</sup> classes for 2011-12 represent a substantial under-reporting when compared with SC's own list of schools offering single-gender classes in 2011-12 (Appendix D). It also appears that schools can be encouraged or discouraged from implementing sex segregation by their state education agency. For example, the more recent SC information on coed schools with single-sex academic classes for 2012-3 and the current information on the schools' plans for this segregation for the 2014-5 school year indicate substantial decreases (see Appendix E).

The following sections of this report will provide more details on what we have learned from South Carolina, recent ACLU Title IX complaints in Florida, and information on New York City's schools, which show an undercount of these schools reporting single-sex education on their 2011-12 CRDC responses.

- **Highlights of the Case Study: Single-gender Education in South Carolina**

SC has been the most active state in promoting single-sex or (as they call it) "single-gender" education. This case study of single-gender education in South Carolina in Appendix C provides more insights on what is happening in SC related to single-gender education and helps identify missing SC information in the 2011-12 CRDC on public K-12 coed schools with deliberate single-sex academic classes. It also provides examples of how we categorized dual academies as coed public schools with single-sex academic classes.

---

<sup>34</sup> The term single-gender, rather than single-sex, is often used by advocates of sex-segregated education. The State Education Agency in South Carolina has had a program supporting single-gender education which has focused on single-sex classes in coed public schools.

South Carolina has been the only state to self-report on the status of single-sex education in its public schools and to have an office in its State Education Department that encouraged and assisted schools to create single-sex classes by providing a website, teacher training, a newsletter, and technical assistance. This office published yearly lists of its coed public schools that provided single-gender classes on its website. In the 2008-9 school year it reported 216 coed schools with single-gender classes—the most from any state, any year.

We used the SC annual reports listing public schools offering single-gender classes to help verify the CRDC results and learn more about decreases in these schools over the years. Appendix D lists 106 SC schools with single-gender classes for 2011-12, the same year as the CRDC responses from coed schools with single-sex academic classes. We found that three of the SC schools in the CRDC 2011-12 list of 84 SC schools in List 1 were not on SC own list of 106 “SC Schools offering Single-Gender Classes 2011-12” (Appendix D). However, we also found more extensive under-reporting on the 2011-12 CRDC of SC coed schools with single-sex academic classes. It appears that based on the SC listing in Appendix D of 106 schools and the CRDC listing of 84 schools that 22 SC schools with single-sex classes may have failed to report to the CRDC that they were coed schools with single-sex academic classes. However, upon closer examination of Appendix D, we found that seven of these 22 schools were correctly not included in the CRDC list. Four of them listed physical education as their only single-gender classes and one of them only listed “advisory”.<sup>35</sup> Additionally, two other schools on this SC list of 106 schools were Willow Lane DJJ grade 6-12 juvenile justice facility for girls and Birchwood High DJJ grade 6-12 juvenile justice facility for boys. (FMF excluded juvenile justice facilities from our lists of specifically identified schools with sex segregation.) The CRDC requested information only on academic classes in coed schools. We did not add the remaining 15 undercounted SC coed schools with single-gender classes in List 1.

In addition to this insight on under-reporting of coed schools with single-sex classes in the 2011-12 CRDC, an examination of subsequent SC annual reports on their schools with single-gender classes shows decreases in schools with single-sex classes. The SC report in 2012-13 showed 69 schools with single-gender classes and the initial information on the 2014-15 school year in Appendix E indicated only 26 schools.

The South Carolina case study has also been useful in clarifying how we count dual academy schools as one coed school with single-sex classes, rather than as two schools—one for girls, and one for boys. The Langston Charter Middle School for Boys and for Girls in Greenville was counted as one coed dual academy school in the SC list and in the FMF Table 1 list. Likewise, in Charleston, Morningside Middle School (Arms Academy at Morningside Middle School for 363 boys and the sister Excel Academy at Morningside Middle School for 319 girls) was counted as one dual academy in the FMF Table 1 list of 699 schools and in the SC 2011-12 list of schools with single-gender classes (Appendix D). The Morningside dual academy middle school has separate classes for boys and girls and while they eat in the cafeteria at the same time, the girls sit in the front of the room and the boys in the back. Langston Charter and Morningside Middle

---

<sup>35</sup> This was probably a single-sex home room period.

Schools have one principal for the girls and boys, share the same building, and are classified as coed schools with single-gender classes by South Carolina. See Appendix B.

As part of the case study of SC, in July 2014, we examined the websites of each of the 69 schools listed on South Carolina's 2012-2013 list of schools with single-gender classes to see if they described their single-gender programs. We found that only 10 schools out of the 69 listed, made it clear that they had single-gender classes. Even the dual academy schools we just discussed failed to justify or explain their single-sex practices.

- **Additional Evidence of Missing Information in Florida and New York City**

**Florida:** FMF obtained information on schools with sex-segregated education from the detailed American Civil Liberties Union (ACLU) investigations of schools which had potentially sex discriminatory sex segregation. Examples of sex discrimination and sex stereotyping in many of these schools were described in the ACLU Women's Rights Project May 2014 Title IX complaints in Florida<sup>36</sup>. However, ACLU did not try to identify all Florida schools with single-sex education. Only six of the eleven coed schools in Hillsborough County identified in this ACLU complaint (of schools approved to operate single-sex classes in 2013-14) were included in our list of 699 coed schools with single-sex classes in List 1. It is possible that two of the elementary schools that intended to conduct sex-segregated classes decided not to do so, but it is also likely that the Florida 2011-12 CRDC-based totals of coed schools with single-sex classes should have been larger. For example, three Hillsborough County elementary schools (Just Elementary School; Lanier Elementary School, and Philip Shore Elementary School) should have been included in the 2011-12 CRDC response as having single-sex classes unless these classes started in subsequent years. The Title IX coordinator in Florida has been summarizing the recent school district equity reports which contain information on schools with single-sex education.

**New York City:** Another example of under-reporting for single-sex classes is New York City (NYC). Out of all 588 public schools in New York City that responded to the 2011-12 CRDC, none reported that they had single-sex academic classes. This did not seem likely since NYC had the largest number of fully single-sex public schools and there were no explicit policies that prohibited single-sex academic classes in coed schools. Additionally, we learned of a school called Nest+M that has "single-gender" math classes in grades 6-8 and physics classes in grade 9. They choose to offer these classes when they have comparable boy-to-girl ratios. Though we have not been able to verify that they provided these classes for the 2011-2012 school year, they mention both classes on their website clearly and we confirmed that they are providing single-sex physics for the 2014-15 school year at least.<sup>37</sup>

---

<sup>36</sup> American Civil Liberties Union (ACLU) (2014). Complaints about violations of Title IX and Teach kids, not stereotypes. <https://www.aclu.org/womens-rights/teach-kids-not-stereotypes>; American Civil Liberties Union (ACLU, May 13, 2014) Complaint to Hillsborough County Public Schools. [https://www.aclu.org/files/assets/aclu\\_-\\_hcps\\_complaint\\_05.13.14.pdf](https://www.aclu.org/files/assets/aclu_-_hcps_complaint_05.13.14.pdf)

<sup>37</sup> We spoke to Stephanie Glasgall, the guidance counselor for grades 9 and 11, on October 28<sup>th</sup>, 2014. She confirmed the presence of single-gender physics classes for 9<sup>th</sup> grade students for the 2013-14 year. She was not able to verify whether they were implemented for the 2011-12 year.

- **Implications of Missing Information**

These examples of under-reporting highlight the importance of using better ways to keep track of schools practicing deliberate sex segregation so that an accurate understanding of the problem can be reached. In the 2010 CRDC results on coed schools, New York City reported 882 schools with single-sex academic classes. This number was an extremely high outlier compared to the other totals. Because we never received any explanation or verification of this number, we did not include New York City in our New York State totals in the FMF 2007-10 report. If cities and states kept track of the schools with deliberate sex segregation, then the CRDC results could be checked against those lists for accuracy, enabling stakeholders access to accurate information.

It is likely that under-reporting of some of the 95,613 schools that responded “no” to the CRDC 2011-12 guiding question regarding single-sex classes<sup>38</sup> is not limited to the 15 missing South Carolina schools, the schools ACLU has been investigating in Florida, and only one school in NYC.

## **METHODOLOGICAL CHALLENGES**

This section reviews methodological challenges in identifying, categorizing, and verifying findings for all US public K-12 schools that practice single-sex education. Previous sections have provided the context for these concerns and examples of how one of our major data bases, the CRDC, a responsibility of the Office for Civil Rights in ED, has improved. This section discusses these improvements as well as continued methodological challenges in identifying deliberate sex-segregated public education.

### ***Improved CRDC Data on Coed Schools with Single-sex Academic Classes***

The 2009-10 CRDC was based on a large sample (72,000) schools but there were numerous problems with the responses to the single-sex class questions especially in Florida and New York City. The same questions on single-sex academic classes were used in the 2009-10 and the 2011-12 CRDC<sup>39</sup> but in the FMF 2007-10 report we eliminated the totals from Florida and New York City because they were too large to be accurate. Some of these response flaws appear to have been corrected in the 2011-12 CRDC results, but NYC probably still has problems since going from 882 coed schools reporting single-sex academic classes in its 2010 CRDC responses to 0 in the 2011-12 CRDC is unrealistic.<sup>40</sup>

The OCR reports a 99.2% school response rate for the 2011-12 mandatory universal CRDC and a 98.4% school district response rate. There were 22 schools that did not answer the single-sex guiding question “Does this school have single-sex classes in a co-educational school? Yes/ No.” However, 819 schools answered that they were coed schools with single-sex classes (and

---

<sup>38</sup> See Appendix A on information on 2011-12 CRDC respondents.

<sup>39</sup> See Appendix A, Table Layout for Civil Rights Data Collection (CRDC) Questions on Single-sex Academic Classes in 2009-10, 2011-12, 2013-14 and 2015-16

<sup>40</sup> See Table 1B in this report.

provided data on their single-sex academic classes.) The remaining 95,613 schools said “no” to the question about whether they had single-sex classes. This is a major improvement for the “yes” responders. The first 2006 CRDC to ask this question resulted in 6518 schools answering “yes” they had single-sex classes, but only 2885 of these schools reported any information on any specific single-sex class in response to the follow-up question asking if they had classes for girls and boys in different subject areas.<sup>41</sup>

We also found improvements in the CRDC 2011-12 responses on numbers of single-sex classes as reported in List 2. The FMF 2007-10 study found that many schools counted numbers of students rather than numbers of classes. Thus, the totals were inflated. In the List 2: Coed Public Schools with Academic Classes for 2011-14, Sorted by State, there were only a few schools that reported unreasonably high numbers of single-sex academic classes, such as the 225 “Other classes” for males for Chillicothe Middle School in MO. In this and a few other cases, it is likely that students, rather than classes, were counted. The instructions on counting only classes, not students, were clearer in the 2011-12 CRDC than in 2010. They said “Enter the number of single-sex academic classes in each subject area. Count classes, not courses, or students.”(Appendix A). This is probably a key reason why the total reports of single-sex academic classes were so much lower in the 2011-12 CRDC results than in the 2010 CRDC results.

The totals of reported classes in the various subjects for 2011-14 were about half of the previous CRDC 2010 totals even though the data for CRDC 2010 survey included 1003<sup>42</sup> schools compared to the 699 used in the FMF List 2. This reduction in reported total classes applied to all classes except “other” classes for females. We note the highest numbers of classes for both boys and girls was in the inadequately defined “Other” classes category. We assume that these CRDC responders excluded physical education classes from their reporting as directed, but do not know what types of “other” classes were included. Similarly, there is still room for improvement on the CRDC questions about types of single-sex academic classes. For example, some elementary schools have entire grades that are sex-segregated<sup>43</sup> and there were no instructions on how a first grade class for girls or boys was supposed to count their “Other math”, “English”, “Science” or “Other” classes. Better instructions on this are included in the single-sex questions in the 2013-14 and 2015-16 CRDC. (See Appendix A).

In summary, the improvements to CRDC responses to questions about single-sex education are encouraging. The lower total numbers of reported single-sex academic classes in CRDC 2011-12 increase our confidence in the responses because it is likely that this drop in total numbers of single-sex classes was due to more appropriate reporting of classes in the 2011-12 results than in the earlier years.

However, despite the high response rate reported by OCR for the 2011-12 CRDC for the single-sex questions and evidence of more accurate responses, we found some problems with the raw

---

<sup>41</sup> See FMF 2007-10 Part I, List 1.

<sup>42</sup> See FMF 2007-10 Part I, Table 3.

<sup>43</sup> See Appendix D, South Carolina list of its schools with single-gender classes in 2011-12.



CRDC results which we addressed in our partial verification efforts and in drawing conclusions about coed schools with single-sex classes and all-boy and all-girl single-sex schools.

### ***Identification and Categorization Challenges***

As discussed previously, it is difficult to tabulate even deliberate public school single-sex education activities because of the wide variety of these strategies, schools, and the lack of clear CRDC definitions of schools. In addressing these challenges we describe our categorization decisions related to the:

- **Inclusion of Co-Educational Schools With an Academic Focus**

In developing our List 1 of specifically identified coed schools with single-sex classes, we excluded 38 schools that self-identified as juvenile justice schools on the 2011-12 CRDC. We also excluded 7 schools that closed by 2014. Although the CRDC asked for self-identification of juvenile justice schools, we found that some CRDC respondents did not identify themselves as juvenile justice schools (even if they had a name like “prison education”). Thus, we also excluded these juvenile justice schools and behavioral treatment schools from the list of 819 coed schools that reported having single-sex classes. We also excluded eight all-girl schools or all-boy schools that mistakenly responded to the single-sex classes question in the 2011-12 CRDC which was only for coed schools. Instead, we added them to the list of 106 single-sex schools in the List 3 and 4, Lists of All-girl and All-boy Public Schools Identified in 2011-12, Organized by State.

To obtain more accurate data on all public schools with single-sex classes, we have recommended to OCR that they stop excluding the totally single-sex schools in CRDC from survey questions about single-sex education. However, OCR is continuing to request information only on coed schools with single-sex classes in the 2013-14 and 2015-16 CRDC. (See <http://www2.ed.gov/about/offices/list/ocr/data.html?src=rt/> or Appendix A: CRDC Questions about Single-sex Academic Classes for 2009-10, 2011-12, & 2013-14, 2015-16.)

- **Identification of All-boy and All-girl Schools from Enrollment Data**

As discussed in the identification of single-sex schools section under “Detailed Findings”, since the CRDC did not request information on single-sex (all-girl or all-boy) public schools, the OCR staff suggested that we might be able to identify these schools from ED data bases by finding schools that had zero male or zero female students enrolled. In previous FMF research, Klein and Towne tried to identify single-sex public schools in the US by using the enrollment information from the Common Core of Data (CCD) collected by the ED National Center for Education Statistics. This school enrollment data was reported by student sex and submitted by the states. However, there were two major categorization challenges with this approach. One was that the school might not be purposefully excluding the other sex. The other larger problem was that the definition of a school was too broad to be useful. Many schools reporting only male or female students had fewer than 10 students enrolled in the whole school. When we checked on similar school enrollment data in the 2011-12 CRDC we found the same

definitional challenge and decided to use a total school enrollment of at least 100 students before including the school in the lists of single-sex schools, Lists 3 and 4. We also checked websites to ascertain that the school had not closed or changed into a coed school.

- **Counting Similar Schools Such as Dual Academies**

Another categorization challenge is whether we should count single-sex dual academy type schools in the same building as one or more schools (See earlier discussion under key findings.) As in the FMF 2007-10 report, we counted dual academies that mostly served boys and girls separately, but had the same administrators and often the same building, as one coed school with single-sex classes. Thus, although different names may suggest two separate single-sex public schools, we included the Charleston, South Carolina Excel and Arms Academies at Morningside in the List 1 each as one coed school with single-sex classes (rather than as four single-sex schools) because each had one building address with the same administration.

However, we counted an all-girl elementary school and an all-girl middle school in the same New York City building as two separate schools since they were counted as separate schools by the NYC Department of Education. We counted single-sex schools in different locations but operated by the same management company as multiple single-sex schools.

### ***Verification Challenges***

Although we are reporting our results for 2011-12, our specific identification process focused on eliminating schools reporting single-sex classes that did not have an academic focus. Additionally, in the lists of single-sex schools we excluded schools with fewer than 100 students. We did not have the resources to systematically identify and add coed schools identified in other ways such as from South Carolina or ACLU lists. However, as appropriate, we included single-sex schools that we identified in previous FMF reports such as schools in Appendix B. As noted previously, our verification process of checking current websites of the listed coed schools helped us eliminate schools that no longer existed or that were juvenile justice or behavioral treatment centers. The websites of the listed coed schools rarely had information on their single-sex classes<sup>44</sup>, thus we were not able to confirm that they were continuing this practice in 2014 or if they plan to do so in 2014-15.

- **Lack of Other Lists of Public Schools With Single-sex Education**

We used previous FMF reports and files on schools with single-sex education as the basis of our information but have not been able to find other recent national lists of public schools with single-sex academic classes to help us verify this information. The former National Association for Single Sex Public Education (NASSPE) used to publish such a list (of its clients and contacts) but discontinued this practice when they learned that organizations, such as the ACLU, used their information to identify schools that may have been violating Title IX. Although we have requested information on schools with single-sex classes and single-sex schools from charter school associations, these associations have not provided this information. Even in looking at

---

<sup>44</sup> This was even true for the South Carolina list of its 2012-13 schools with single-gender classes as found in the July 2014 South Carolina Case Study summarized earlier and included in Appendix C.

websites, it was often difficult to distinguish a public charter from other public schools. It is likely that there is an under-reporting of charter and magnet school in Lists, 1, 3, and 4.

FMF plans to share information from this report with Title IX coordinators in all the states and ask them to verify and update the lists of coed schools with single-sex classes and the all-boy and all-girl public schools in their state.

- **Lack of Sufficient Information on Education on School Websites**

Names of schools and school districts (and states) were provided in the CRDC responses. This helped us identify the school websites which we used to learn more about the schools such as whether it was an elementary, middle, or high school. However, sometimes the school names changed or different versions of the name were used so the matching with an appropriate website, if the website existed, was a challenge. The school or school district websites or related websites describing the school such as the “Great Schools” websites often provided information on racial demographics of the students attending the school and school ratings. However, none of the Great Schools websites and few of the schools’ own websites provided any information on their single-sex classes or justifications for establishing single-sex classes or schools. Similarly, there was little information on the continuation or ending of single-sex classes on school or school district websites.

## **DETAILED RECOMMENDATIONS**

This 2014 FMF analysis looked at the challenges in identifying public schools that have deliberate sex-segregated education. Other analyses including the FMF 2007-10 sex segregation report (Klein 2012 especially Parts II and III), ACLU reports (ACLU, 2014) and academic studies (Halpern, et. al, 2011; Pahlke, et. al., 2014) have documented why this sex segregation is often illegal and unjustified in terms of educational practices and outcomes, as well as costly. These recommendations focus on how these schools can be better identified as the first step in learning if the sex segregation should be allowed to continue. Since one of the early justifications for single-sex schools was to allow parents and students more choice in their education options, it is disappointing that so little publicly available information on these schools is available from Internet searches. It is also surprising that websites of coed schools offering single-sex classes rarely even mention the availability of their single-sex classes.

All stakeholders concerned with improving education and gender equality should have a role in implementing the following four recommendations although some are focused on the responsibilities of specified stakeholders such as federal agencies. Key stakeholders include responsible federal, state, school district and school authorities especially Title IX coordinators. They also include other equity advocates such as researchers, women’s and civil rights organizations, community activists, parents, teachers, and students.

- 1. Responsible authorities should make information on public schools that practice sex segregation transparent and available to all stakeholders in multiple ways, including mandatory reporting on school and school district websites. This public information***

***should describe the nature and extent of the single-sex education in the school and the evidence-based justification for why each use is likely to improve student outcomes without contributing to inequities in the distribution of education resources or reinforcing sex and race stereotypes.***

This report and past experience has revealed that very few public schools provide any information on their websites about their single- sex education practices. All stakeholders should be able to find helpful, detailed, easily accessible and verified information on the existence of, and justification for, deliberate sex segregation in public K-12 education on district and school websites. This information should be used to make informed decisions about whether the sex segregation should be allowed. It should also be used by parents and students to decide if they want to participate in any single-sex classes or activities or attend a single-sex school. An important part of this information should be the evaluation evidence showing that the sex segregation is not sex discriminatory and that it is more effective in increasing student achievement than comparable coeducation. The websites should also include information on who approved the single-sex education and who is responsible for monitoring its compliance with Title IX and other laws and equity policies. The web information should also be dated and include names and contact information for Title IX coordinators and other responsible decision-makers as well as decision dates on allowing the single-sex education to continue. Some of these strategies are included in the December 2014 OCR single-sex guidance. Others might be considered best practices.

***2. Title IX coordinators and other responsible authorities such as state education agencies, school boards, leaders of school districts, and schools should play a major role in identifying schools with sex segregation and in ending it if it is unjustified and increases sex discrimination and stereotyping.***

Although ED's OCR through its CRDC will be requesting contact information on school district Title IX and other equity coordinators in its 2013-14 CRDC, many school districts and schools have neglected appointing required Title IX coordinators and supporting their work in implementing Title IX. With proper information and support Title IX coordinators can play an important role in identifying sex discriminatory sex segregation in our public schools. Often state Title IX coordinators can provide substantial assistance to district Title IX coordinators, who in turn can help school Title IX coordinators. However, since Title IX coordinators are employees of the education institution, they need the support of these leaders and decision makers.

*2.1 School districts and schools should appoint required Title IX coordinators with the qualifications, time, and resources to identify and stop sex discrimination.* These Title IX coordinators should be informed about the need to give special attention to identifying sex discrimination that may be associated with school policies and activities involving single-sex education.<sup>45</sup> School Boards and district and school administrators should require a report from

---

<sup>45</sup> Hopefully this will include following useful guidance from the ED OCR on avoiding sex discriminatory single-sex education.

the Title IX coordinator on policies or practices that allow single-sex activities such as single-sex classes. If single-sex practices are identified, they should be described on the district and school websites following recommendation 1.

*2.2 Title IX coordinators or other stakeholders in the responsible agencies should use the lists of 805 schools in this report as a starting point to determine if schools in their jurisdictions are continuing their sex segregation in 2014-15. Also, they should identify other schools that are implementing sex-segregated education in 2014-15 or plan to do so in the near future but were not included in the FMF lists of 805 specifically identified schools. This additional identification effort is essential because we found that our lists, based in part on CRDC 2011-12 responses, missed some schools with single-sex classes and we know that schools change their single-sex education practices from year to year.*

*2.3 Title IX coordinators should determine if public schools using any sex segregation strategy are doing so in full compliance with Title IX, the US Constitution, and other civil rights laws. Organizations such as FMF (Klein, 2013), ACLU (2014) and the National Coalition for Women and Girls in Education (NCWGE, 2012) have provided some guidance on how to identify sex discriminatory sex segregation, and OCR is expected to provide this guidance soon. The Title IX coordinators should be required to sign-off on any continuing or new single-sex education after examining the justifications, plans, and evaluations to ensure that they are in full compliance with legal and educational standards such as outlined in our FMF 2013 Suggestions for Evaluation Guidelines for Schools Contemplating or Using Single-Sex Education <http://www.feminist.org/education/pdfs/SuggestedEvaluationGuidanceSingleSexEd.pdf>*

In connection with the above review, Title IX coordinators should be required to issue evidence-based annual reports on how the single-sex education is or is not in full compliance with these laws to support their decisions to approve or disapprove the deliberate sex segregation. This and other information on approvals or disapprovals by appropriate decision-makers should be included in the school's website.

*2.4 If there is some promising, but still inadequate evidence of full-compliance with Title IX and other civil rights laws to justify the sex segregation, Title IX coordinators should work with other responsible authorities to mend it or end it. In doing so, they may provide a short time frame for the school to provide adequate evidence that the sex segregation is non-discriminatory, more effective than comparable coeducation, and in compliance with all other procedural guidance, such as making sure that it is completely voluntary and that there are truly equally accessible comparable quality coed alternatives.*

*2.5 Schools and school districts should ensure that they are responding to CRDC and other questions about their deliberate sex segregation with full and prompt reporting. One way to do this is to have the Title IX coordinators sign off on all responses to questions about sex segregation. Much of the missing information on coed schools with single-sex academic classes discussed in this FMF report probably resulted from the person who filled out the CRDC not knowing about single-sex classes in their schools.*

Question 28 in the Dec. 2014 OCR guidance describes the Title IX Coordinators role in conducting evaluations, but these additional proactive roles described here would also help the Title IX Coordinators stop sex discriminatory sex segregation.

**3. *Equity advocate stakeholders outside the chain of responsible authorities within governmental and education agencies should also play a major role in identifying schools that are now using sex segregation and in ending it if it is unjustified and increases sex discrimination and stereotyping.***

More equity advocates are learning about the problems with deliberate sex-segregated public education as discussed in the background information in this report. While they are also aware that they can file Title IX complaints or lawsuits, many would prefer to educate and negotiate with their school officials to end deliberate sex segregation (which often leads to sex discrimination) before it is approved to start or continue. The following recommendations are intended to involve equity advocates (generally outside the education institution<sup>46</sup>) who range from researchers to community and organizational activists, to parents.

*3.1 Local and national gender equity organizations with chapters and members across the country should form teams to update and expand the FMF list of public schools with sex segregation in their areas.* When feasible, these teams should work in partnership with Title IX coordinators, retired educators, or others familiar with the public schools. For guidance on ways to obtain and submit information on sex segregation practices, visit the Feminist Majority Foundation website: [www.feminist.org/education/sexsegregation.asp](http://www.feminist.org/education/sexsegregation.asp)

An early step would be to find and contact Title IX coordinators and other education leaders in their local schools to obtain help in identifying any deliberate sex segregation in their local schools since it is unlikely that they will find this information on school websites. Even calling the school office may not result in accurate information on the school's sex segregation practices. (For information on the important roles of Title IX coordinators and a list of state Title IX coordinators, see [www.feminist.org/education/TitleIXcoordinatorsNetwork.asp](http://www.feminist.org/education/TitleIXcoordinatorsNetwork.asp) .) To reinforce recommendation 1 about the importance of listing district and school level Title IX coordinators on their websites, it is important to know that the US Department of Education (ED) plans to provide a list of school district Title IX coordinators obtained from responses to a question in the 2013-14 CRDC<sup>47</sup>. In addition to helping equity advocates identify deliberate sex segregation, the Title IX coordinators should benefit from the external gender equity advocates interest in their work.

*3.2 If parents, community members, and members of equity organizations believe their school's sex segregation practices are out of compliance with civil rights laws, they can use the resources*

---

<sup>46</sup> Equity advocates may serve as powerful partners within the institution. For example, they may be Union leaders, or Title IX or other Equity coordinators or directors.

<sup>47</sup> ED plans to provide a web listing of Title IX coordinators in postsecondary institutions as promised on page 17 in the [www.notalone.gov](http://www.notalone.gov) report in the next year.

*recommended in 2.3 for the Title IX coordinators and other responsible school officials. They can also contact ACLU for potential help in filing a sex discrimination complaint or lawsuit.*<sup>48</sup>

*3.3 Equity advocates, especially foundations committed to advancing social justice, should fund research and action activities to determine if the sex-segregated public education is discriminatory. If it is, they should support follow-up activities to not only end it in the specific school, but to use the information to discourage others from related sex-segregated practices.*

***4. Federal agencies, especially OCR in ED, should improve their efforts to identify and stop sex discriminatory sex-segregated K-12 public education.***

OCR in ED has taken a necessary first step in identifying schools with sex-segregated education. This report shows improvements in 2011-12 based on more consistent responses to the CRDC questions about single-sex classes in coed schools. We recommend that OCR continue to improve their efforts to obtain helpful information on deliberate single-sex public education and guidance on improving compliance with Title IX and other civil rights laws related to non-discriminatory single-sex education and responsibilities of Title IX coordinators.

*4.1 We recommend that OCR should continue to improve the CRDC questions about single-sex education. OCR's CRDC questions on single-sex classes have helped identify many, but not all, schools that practice deliberate sex segregation.*<sup>49</sup>

The detailed discussion of methodological challenges in this 2014 report leads to the following recommendations.

- Ask explicit questions about whether a school is a single-sex school or a coed school with the majority of its academic classes sex segregated without comparable coed options and define each. In asking these questions it is important to be able to distinguish between single-sex schools which have different administrators and often different locations and coed schools with extensive sex segregation<sup>50</sup>. It would also be helpful to know if the school district or charter school authority counts the school as one coed school or two single-sex schools.
- Improve definitions of schools and single-sex schools in particular. (The current information on schools and their enrollment of boys or girls only was not a totally useful way to identify or verify single-sex public schools. It would also be helpful to know if the school has a public policy allowing or excluding students of either sex.)

---

<sup>48</sup> Instructions on how to inform ACLU of sex discrimination in sex-separated classes or school may be found on <https://www.aclu.org/secure/single-sex-education-based-gender-stereotypes>

<sup>49</sup> The likelihood of improvements in the next surveys is not high. OCR has already received approval from the Office of Budget and Management to use basically the same 2011-12 CRDC questions about single-sex academic classes in coed schools in the 2013-14 and 2015-16 CRDC surveys. These questions are in Appendix A.

<sup>50</sup> It is not necessary to define the unofficial term "Dual Academy" in making this important distinction.

- For both single-sex schools and coed schools with single sex classes provide instructions on whether special student facilities should be counted as schools or other facilities, which focus more on student needs related to rehabilitation for health, behavioral, or juvenile justice purposes than on academics. Also provide instructions on when to count “a school within a school or other institution” as a school.
- Have elementary coed schools designate if they have a single-sex grades for all subjects. Then, for example, ask how many of the schools 2nd grade classes with the same teacher for all academic subjects are just for girls and just for boys. How many are coed?
- Ask if schools with single-sex classes provide a comparable coed option and if the number of students in boys’ classes, girls’ classes and coed classes are the same size (within two students) Other aspects of comparable coed options should also be defined. For example, some schools have coed classes for special education students or scheduled at less convenient times than the regular or gifted single-sex class.
- Obtain information to determine if special needs students are more likely to be in single-sex classes or schools than in comparable coed classes or schools.
- Obtain information to determine if African American students are more likely to be in single-sex-classes or schools than in comparable coed classes or schools.
- Obtain information to determine if Latino/a students are more likely to be in single-sex-classes or schools than in comparable coed classes or schools.

*4.2 Release the results in a more timely way.* Stakeholders concerned with potential sex discrimination in segregated education should not have to wait a couple of years for these schools to be identified online. This is what currently happens with the release of the CRDC responses to school questions about single-sex classes.

*4.3 OCR should use a variety of strategies to build on the CRDC information to determine whether or not coed schools with single-sex academic classes or single-sex schools are practicing illegal sex discrimination.* OCR should use multiple strategies, such as providing technical assistance, publishing complaint resolutions, conducting compliance reviews, and working with other government offices to ensure that no federal funding is used for any programs that allow potentially sex discriminatory sex segregation.

*4.4 Now that OCR has released its anticipated guidance on using safeguards to avoid sex discriminatory sex segregation, it should use multiple collaborative strategies to make it available to the general education public.* This could be accomplished by using television, webinars and other outreach strategies with a special focus on Title IX coordinators and school decision makers in cooperation with equity organizations.



## **FMF Follow-up**

In summary, FMF plans to follow-up on this report by obtaining and sharing information on public schools with deliberate sex segregation during the 2014-5 school year and by encouraging and conducting research on the nature and impact of publicly supported sex segregation in education. More specifically we hope:

- 1. To request that all state Title IX coordinators with K-12 responsibilities examine the information on the 805 schools in this report for their state and request if there are any changes or additions for 2014-15. Additionally, FMF will ask if and how the state Title IX coordinator or designees will investigate compliance with Title IX in schools in their state that plan to start or continue their sex segregation.*
- 2. To obtain information to verify whether or not the 805 specifically identified schools will be using sex segregation in 2014-15. The respondents will also be asked to provide information on any other public schools with sex segregation.*
- 3. To update lists of the schools with sex segregation (Lists 1, 3, and 4) with information we obtain on the status of their sex segregation during 2014-15. If possible, this update will include additional information on the nature and extent of the sex segregation within a school and information on why schools stopped or continued this segregation.*
- 4. To post updated information on schools that have purposeful sex segregation on the FMF website and encourage stakeholders and equity advocates to use this information to ensure that any schools with sex segregation are doing so in full compliance with Title IX and other relevant laws. It will also encourage other research and analyses of sex-segregated education.*

## REFERENCES

American Association of University Women (2014). Largest School Districts Improve Compliance with Bullying and Harassment Reporting. <http://www.aauw.org/2014/04/24/school-districts-improve-bullying-reporting/>

American Civil Liberties Union (ACLU) (2014). Complaints about violations of Title IX and Teach kids, not stereotypes. <https://www.aclu.org/womens-rights/teach-kids-not-stereotypes>;

American Civil Liberties Union (ACLU, May 13, 2014) Complaint to Hillsborough County Public Schools. [https://www.aclu.org/files/assets/aclu\\_-\\_hcps\\_complaint\\_05.13.14.pdf](https://www.aclu.org/files/assets/aclu_-_hcps_complaint_05.13.14.pdf)

American Civil Liberties Union (ACLU) Form to report on sex separated classes and schools (2014). <https://www.aclu.org/secure/single-sex-education-based-gender-stereotypes>

American Council for Coeducational Schooling website. <https://thesanfordschool.asu.edu/access>

Bailey, S. (2013). Failing our kids: Despite pseudoscience to the contrary, sex segregation in public schools creates problems---not solutions. Ms. Magazine, Fall 2013, pp. 32-35. <http://msmagazine.com/Fall2013/sexsegregation.asp>

Feminist Majority Foundation (FMF) (2014). Rescind the Bush Administration 2006 Regulation Weakening Title IX Prohibitions Against Sex Discrimination in Education <http://www.feminist.org/education/pdfs/RescissionFlyer.pdf>

Great Schools <http://www.greatschools.org/find-schools/>

A website with school ratings and other information on public and private US schools. This information often includes racial composition of student body, but does not include information on single-sex education or the sex composition of the school.

Halpern, D.F.; Eliot, L.; Bigler, R.S.; Fabes, R.A. Hanish, L.D.; Hyde, J.; Liben, L.S. & Martin, C.L. (2011). The pseudoscience of single-sex schooling. *Science*, Vol 333, Sept. 23. Pages 1706-7. <http://www.feminist.org/education/pdfs/pseudoscienceofsinglesexschooling.pdf>

Klein, S. (Ed.). (1985) *Handbook for achieving sex equity through education*. Baltimore, MD, Johns Hopkins University Press. <http://www.feminist.org/education/handbook.asp>

Klein, S. (Ed.). (2007) *Handbook for achieving gender equity through education*. Second Edition. New York : Lawrence Erlbaum, Taylor and Francis Group. <http://www.feminist.org/education/handbook.asp>

Klein, S. (2011). The Risks of Sex-segregated public education for girls, boys, and everyone, Chapter 7 in J.L. Martin (Ed.), *Women as leaders in education: Succeeding despite inequity, discrimination, and other challenges*, volume 2 (pp 155-194). Westport, CT: Praeger. <http://www.feminist.org/education/pdfs/RisksofSexSegregatedEducation.pdf>

Klein, S. (2012). *State of Public School Sex Segregation in the United States 2007-10*.

[http://www.feminist.org/education/pdfs/sex\\_segregation\\_study\\_part1.pdf](http://www.feminist.org/education/pdfs/sex_segregation_study_part1.pdf)  
(Short reference in this report is FMF 2007-10)

Klein, S. (2013) *Suggestions for Evaluation Guidelines for Schools Contemplating or Using Single-Sex Education* <http://www.feminist.org/education/pdfs/SuggestedEvaluationGuidanceSingleSexEd.pdf>

National Association for Single Sex Public Education (NASSPE). (2010). Retrieved September 20, 2010, from [www.nasspe.org](http://www.nasspe.org) . or [www.singlesexschools.org](http://www.singlesexschools.org) . In 2011 it changed to the National Association for Choice in Education.

National Coalition for Women and Girls in Education, NCWGE (2008), *Title IX at 35: Beyond the Headlines, A Report of the National Coalition for Women and Girls in Education*. [www.ncwge.org](http://www.ncwge.org)

National Coalition for Women and Girls in Education, NCWGE (2012), *Title IX at 40: Working to Ensure Gender Equity in Education*. [www.ncwge.org](http://www.ncwge.org)

National Women's Law Center. (2014). *Unlocking Opportunity for African American Girls: A Call to Action for Educational Equity*.

[http://www.naacpldf.org/files/publications/Unlocking%20Opportunity%20for%20African%20American%20Girls\\_0.pdf](http://www.naacpldf.org/files/publications/Unlocking%20Opportunity%20for%20African%20American%20Girls_0.pdf)

Office for Civil Rights. (2006). *Final regulations non discrimination on the basis of sex in education programs or activities receiving federal financial assistance*. Washington, DC: US Department of Education. Retrieved August 22, 2009, from [www.ed.gov/legislation/FedRegister/finrule/2006-4/102506a.html](http://www.ed.gov/legislation/FedRegister/finrule/2006-4/102506a.html). <http://feminist.org/education/2006singlesexedregs.pdf>

Office for Civil Rights (2014). *Civil Rights Data Collection (CRDC)* <http://ocrdata.ed.gov>

[Office for Civil Rights \(Oct. 1, 2014\). Letter from Catherine Lhamon, Assistance Secretary for Civil Rights in ED to Colleagues on Resource Equity Obligations under Title VI of the 1964 Civil Rights Act. http://www2.ed.gov/about/offices/list/ocr/letters/colleague-resourcecomp-201410.pdf.](http://www2.ed.gov/about/offices/list/ocr/letters/colleague-resourcecomp-201410.pdf)

Office for Civil Rights (Dec. 1, 2014). *Questions and Answers on Title IX and Single-Sex Elementary and Secondary Classes*. <http://www.feminist.org/education/pdfs/faqs-title-ix-single-sex-201412.pdf>

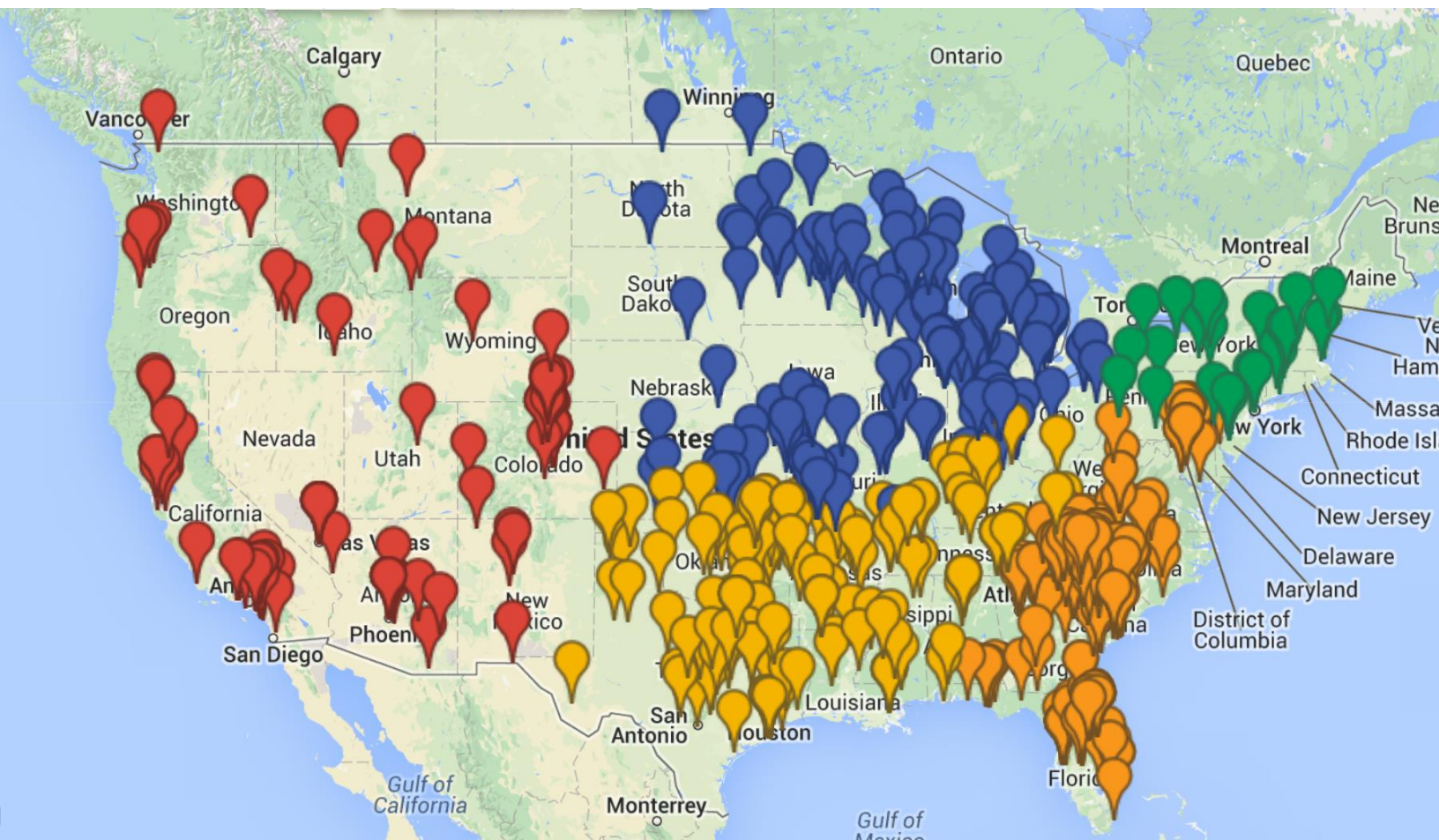
Pahlke, E; Hyde, J.S. & Allison, CM. (2014). *The Effects of Single-Sex Compared With Coeducational Schooling on Students' Performance and Attitudes: A Meta-Analysis*; *Psychological Bulletin* © 2014 American Psychological Association, j2014, Vol. 140, No. 4, 1042–1072.

<http://www.apa.org/pubs/journals/releases/bul-a0035740.pdf>

South Carolina Department of Education website on single gender initiatives. See 2012-13 Survey of Single-Gender Programs in South Carolina Public Schools. Retrieved 7-25-14, <http://ed.sc.gov/agency/se/School-Transformation/SingleGenderInitiatives.cfm>

U.S. Department of Justice & U.S. Department of Education. (2010). *Brief to support ACLU Vermilion Parish appeal. Case 10-30378. Document 00511133244 Date filed June 4, 2010. Retrieved September 15, 2010 from* <http://educationaltruths.yolasite.com>.

## Interactive Map of Coed Schools in the US with Single-sex Classes by Region 2011-14



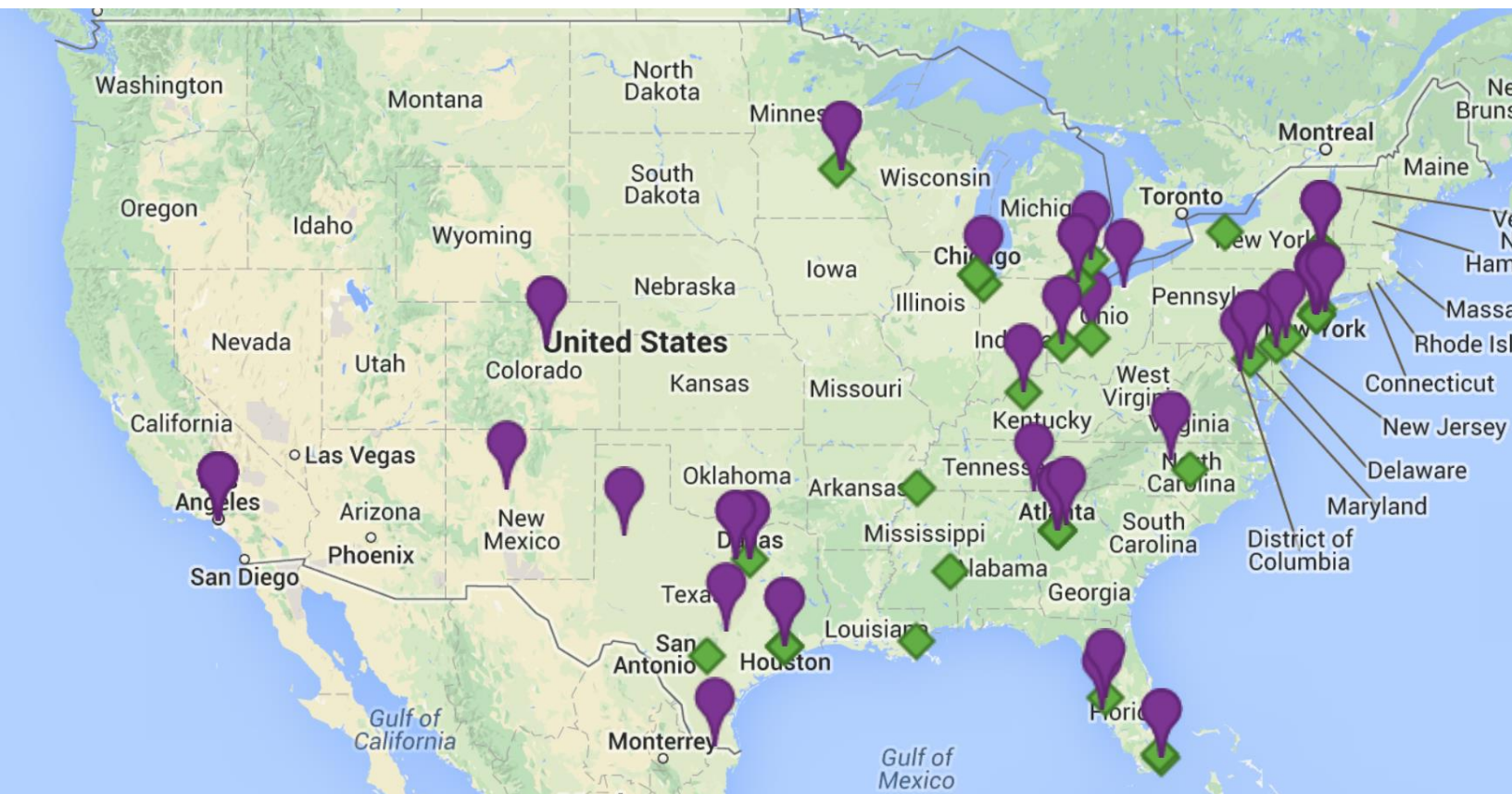
FMF used Google Maps Engine to map the geographic dispersion of coed schools in the US with single-sex class offerings. The map, in its interactive form, can be viewed at <http://bit.ly/SexSegregatedRegion>. Every marker on this map can be clicked on to view the city, state, and name of each school.

<u>Color</u>	<u>Region</u>
Red	West
Blue	Midwest
Yellow	Southwest (South)*
Orange	Southeast (South)*
Green	Northeast

\*It is important to note that in our State and Regional Totals, the Southwest and Southeast were combined to be the "South".



## Interactive Map of Single-sex Public Schools in the US 2011-14



FMF used Google Maps Engine to map the geographic dispersion of single-sex public schools in the US. The purple markers denote girls-only schools (65 total) and the green markers denote boys-only schools (39 total). The map, in its interactive form, can be viewed at <http://bit.ly/SingleSexPublic>. Every marker on this map can be clicked on to view the city, state, and name of each school.

<b>Marker</b>	<b>Sex</b>
<b>Purple Teardrop</b>	<b>Girls-Only Schools</b>
<b>Green Diamond</b>	<b>Boys-Only Schools</b>

**Table 1A: Comparison of Public Coed and Single-Sex Schools with Single-Sex Academic Classes by State in 2007-10 and 2011-2012**

**Yellow: Coed Schools with Single-Sex Academic Classes**      **Purple: Single-Sex Schools**  
**Green: Total Coed and Single-Sex Schools with Sex Segregation**

State	2007-10 FMF Identified <b>Coed</b> Schools with Single-Sex Classes	2007-10 FMF Identified Single-Sex Schools	2007-10 FMF Identified Coed and Single-Sex Schools	2011-2012 FMF Identified <b>Coed</b> Schools with Single-Sex Classes	2011-2012 FMF Identified Single-Sex Schools	2011-2012 FMF Identified Coed and Single-Sex Schools
AK	1	0	1	2	0	2
AL	25	0	25	5	0	5
AR	0	2	2	17	0	17
AZ	7	0	7	14	0	14
CA	10	1	11	35	4	39
CO	2	0	2	27	2	29
CT	2	0	2	3	0	3
DC	8	3	11	3	1	4
DE	0	1	1	1	2	3
FL	42	6	48	70	8	78
GA	14	3	17	20	8	28
HI	0	0	0	0	0	0
IA	1	0	1	0	0	0
ID	1	1	2	4	1	5
IL	14	2	16	11	3	14
IN	10	5	15	14	2	16
KS	2	0	2	13	0	13
KY	16	2	18	7	2	9
LA	1	3	4	8	1	9
MA	2	0	2	4	0	4
MD	11	3	14	21	2	23
ME	2	0	2	1	0	1
MI	12	3	15	29	2	31
MN	7	0	7	19	4	23
MO	4	0	4	21	0	21
MS	13	0	13	8	1	9
MT	0	0	0	5	0	5
NC	39	2	41	56	2	58
ND	0	0	0	2	0	2
NE	0	0	0	1	0	1
NH	0	0	0	1	0	1
NJ	1	0	1	6	0	6
NM	1	0	1	5	1	6
NV	14	0	14	4	0	4
NY	4	18	22	10	24	34
OH	19	11	30	9	15	24
OK	2	0	2	30	0	30
OR	3	1	4	4	0	4
PA	5	4	9	10	3	13
RI	0	0	0	0	0	0
SC	216	0	216	84	0	84
SD	0	0	0	4	0	4
TN	10	0	10	16	2	18
TX	8	7	15	60	14	74
UT	1	1	2	1	1	2
VA	14	0	14	5	0	5
VT	1	0	1	0	0	0
WA	6	0	6	2	0	2
WI	8	3	11	24	1	25
WV	5	0	5	1	0	1
WY	0	0	0	2	0	2
<b>Total</b>	<b>564</b>	<b>82</b>	<b>646</b>	<b>699</b>	<b>106</b>	<b>805</b>

Table 1B: Raw CRDC Totals of Coed Schools Reporting Single-Sex Academic Classes

State	CRDC 2006	CRDC 2010	CRDC 2011-12*
AK	2	0	
AL	76	11	
AR	7	12	
AZ	58	8	
CA	153	55	
CO	23	13	
CT	6	6	
DC	7	2	
DE	0	3	
FL	<del>1520</del>	<del>3700</del>	
GA	176	46	
HI	0	0	
IA	6	2	
ID	5	7	
IL	26	63	
IN	13	12	
KS	9	3	
KY	32	20	
LA	21	15	
MA	5	3	
MD	7	21	
ME	3	4	
MI	177	106	
MN	28	15	
MO	21	24	
MS	20	15	
MT	4	5	
NC	21	65	
ND	3	0	
NE	4	2	
NH	0	0	
NJ	6	1	
NM	8	6	
NV	28	17	
NY	8	<del>882</del> - 3**	
OH	14	21	
OK	30	21	
OR	59	6	
PA	10	3	
RI	1	1	
SC	52	120	
SD	5	1	
TN	17	83	
TX	142	116	
UT	9	2	
VA	14	51	
VT	1	0	
WA	9	7	
WI	21	13	
WV	7	8	
WY	11	0	
<b>Total</b>	<b>1365</b>	<b>1003</b>	<b>819</b>

\* Raw data for CRDC was not tabulated for each state.

\*\* Does not include New York City totals.

**Table 2: US Coed and Single-sex Public Schools by School Level and State for 2007-10 and 2011-2012**

State	Total Schools w/ Sex Segregation		Elementary Schools		Middle Schools		High Schools	
	'07-'09	'11-'12	'07-'09	'11-'12	'07-'09	'11-'12	'07-'09	'11-'12
AK	1	2	0	1	1	1	0	0
AL	25	5	10	2	14	3	1	0
AR	2	17	0	4	2 (M, F)	2	0	11
AZ	7	14	1	2	4	4	2	8
CA	11	39	3	2	5	11	3 (F)	26 (F-4)
CO	2	29	0	3	1	10 (F)	1	16 (F)
CT	2	3	1	1	1	1	0	1
DC	11	4	8	2 (F)	2	2	1	0
DE	1	3	0	1 (F)	1(M)	1 (M)	0	1
FL	48	78	21 (M)	37 (F, M)	18	27 (F-4, M)	9 (F-3, M-2)	14 (M)
GA	17	28	5	8 (F, M)	10(F-2, M)	16 (F-2, M-2)	2	4 (F, M)
HI	0	0	0	0	0	0	0	0
IA	1	0	1	0	0	0	0	0
ID	2	5	1	1	0	2	1 (F)	2 (F)
IL	16	14	4	2	7	6 (F)	5 (F, M)	6 (M-2)
IN	15	16	7 (F-2, M-2)	4 (M)	8 (M)	10 (F)	0	2
KS	2	13	2	1	0	4	0	8
KY	18	9	5	2	9 (F, M)	4 (F, M)	4	3
LA	4	9	0	1	1	4 (M)	3 (F, M-2)	4
MA	2	4	0	2	2	2	0	0
MD	14	23	5	3	4 (F, M)	11 (F)	5 (F)	9 (F)
ME	2	1	1	1	0	0	1	0
MI	15	31	3	8 (F)	9	13 (M)	3 (F-2, M)	10
MN	7	23	1	4 (M)	5	12 (F-3)	1	7
MO	4	21	3	3	1	5	0	13
MS	13	9	4	3	0	4 (M)	0	2



**Table 2, cont.: US Coed and Single-sex Public Schools by School Level and State for 2007-2010 and 2011-2012**

State	Total Schools w/ Sex Segregation		Elementary Schools		Middle Schools		High Schools	
	'07-'09	'11-'12	'07-'09	'11-'12	'07-'09	'11-'12	'07-'09	'11-'12
MT	0	5	0	1	7	1	2	3
NC	41	58	17	15	15	9	9 (F, M)	34 (F, M)
ND	0	2	0	0	0	1	0	1
NE	0	1	0	0	0	0	0	1
NH	0	1	0	1	0	0	0	0
NJ	1	6	0	2	1	3	0	1
NM	1	6	0	0	1	4 (F-1)	0	2
NV	14	4	8	4	5	0	1	0
NY	22	34	7 (F-4,M-2)	10 (F-5, M-3)	9 (F-6)	18 (F-8, M-4)	6 (F, M-5)	6 (F-3, M)
OH	30	24	14 (F-4,M-4)	11 (F-4, M-5)	12 (F,M)	9 (F-3, M-2)	4 (M)	4 (M)
OK	2	30	0	18	2	6	0	6
OR	4	4	0	1	2 (F)	0	2	3
PA	9	13	4	5	1	4 (F)	4 (F-2, M-2)	4 (F, M)
RI	0	0	0	0	0	0	0	0
SC	216	83	87	47	109	32	20	5
SD	0	4	0	0	0	2	0	2
TN	10	18	3	3	5	7 (F, M)	2	8
TX	15	74	1	27(F, M)	11(F-4, M-3)	30 (F-7, M)	3	17 (F-2, M-2)
UT	2	2	0	0	1	1	1 (F)	1 (F)
VA	14	5	5	1	8	1	1	3
VT	1	0	0	0	1	0	0	0
WA	6	2	3	0	1	1	2	1
WI	11	25	0	3	4	8 (F)	7 (F-3)	14
WV	5	1	1	0	4	1	0	0
WY	0	2	0	0	0	1	0	1
<b>Total</b>	<b>646</b>	<b>805</b>	<b>236</b>	<b>247</b>	<b>304</b>	<b>294</b>	<b>106</b>	<b>264</b>

Female and Male single-sex schools are designated after the totals by parentheses. If there are 2 or more Female (F) or Male (M) schools in that state, the number would be indicated by F-2 meaning 2 all-female schools at that school level.

**List 1: Coed Public Schools with Single-sex Academic Classes for 2011-2012, Sorted by State  
(Colors not significant)**

State	School Name	Type of School	E/M/H	City	Race	URL
AK	GEORGE H GILSON JR. H.S.		M	Valdez	80% White, 15% American Indian	<a href="http://www.edline.net/pages/George_H_Gilson_MS">http://www.edline.net/pages/George_H_Gilson_MS</a>
AK	JIMMY HUNTINGTON SCHOOL		E/M/H	Fairbanks	95% Native American/Alaska Native	<a href="http://www.yksd.com/domain/34">http://www.yksd.com/domain/34</a>
AL	HUFFMAN MIDDLE SCH		M	Birmingham	95% black	<a href="http://www.bhamcityschools.org/Domain/21">http://www.bhamcityschools.org/Domain/21</a>
AL	FOLEY INTERMEDIATE SCH		M	Foley	57% white, 21% black, 16% Hispanic	<a href="http://www.bcbe.org/foleyim">http://www.bcbe.org/foleyim</a>
AL	ESCAMBIA CO MIDDLE SCH		M	Atmore	74% black	<a href="http://escambiacountymiddle.al.ecm.schoolinsites.com/">http://escambiacountymiddle.al.ecm.schoolinsites.com/</a>
AL	CENTRAL PARK ELEM SCH		E	Birmingham	95% Black	<a href="http://www.bhamcityschools.org/domain/1677">http://www.bhamcityschools.org/domain/1677</a>
AL	GLEN IRIS		E	Birmingham	75% Black, 23% Hispanic	<a href="http://www.bhamcityschools.org/gleniris">http://www.bhamcityschools.org/gleniris</a>
AR	SOUTHSIDE ELEMENTARY SCHOOL		E	Siloam Springs	64% White	<a href="http://southside.siloamschools.com/">http://southside.siloamschools.com/</a>
AR	MOUNTAINBURG ELEMENTARY SCHOOL		E	Mountainburg	94% white	<a href="http://dragonpride.mountainburg.org/">http://dragonpride.mountainburg.org/</a>
AR	DELBERT 'PETE' & PAT ALLEN ELE		E	Siloam Springs	62% white, 27% Hispanic	no website
AR	HARTFORD HIGH SCHOOL		H	Hartford	89% White	<a href="http://www.hartfordhustlers.net/hscho.htm">http://www.hartfordhustlers.net/hscho.htm</a>
AR	EL DORADO HIGH SCHOOL		H	El Dorado	49% Black, 46% White	<a href="http://www.edline.net/pages/ElDorado_HS">http://www.edline.net/pages/ElDorado_HS</a>
AR	DEWITT HIGH SCHOOL		H	Dewitt	78% white	<a href="http://www.dewittschooldistrict.net/">http://www.dewittschooldistrict.net/</a>
AR	JASPER HIGH SCHOOL		H	Jasper	97% white	<a href="http://jasper.k12.ar.us/index.php">http://jasper.k12.ar.us/index.php</a>
AR	BENTON HIGH SCHOOL		H	Benton	85% white	<a href="http://www.edline.net/pages/Benton_High_School">http://www.edline.net/pages/Benton_High_School</a>
AR	BARTON JR. HIGH SCHOOL		M	El Dorado	53% Black, 40% White	<a href="http://www.edline.net/pages/barton">http://www.edline.net/pages/barton</a>
AR	DIERKS HIGH SCHOOL		H	Dierks	94% White	<a href="https://www.edline.net/InterstitialLogin.page">https://www.edline.net/InterstitialLogin.page</a>
AR	AHLF JUNIOR HIGH SCHOOL		M	Searcy	78% White	<a href="http://ajhs.searcyschools.org/">http://ajhs.searcyschools.org/</a>
AR	SHIRLEY HIGH SCHOOL		H	Shirley	93% White	<a href="http://shirleyhigh.ar.ssh.schoolinsites.com/">http://shirleyhigh.ar.ssh.schoolinsites.com/</a>
AR	MARMADUKE HIGH SCHOOL		H	Marmaduke	81% White, 9% Asian	<a href="http://www.edline.net/pages/marmaduke_high_school">http://www.edline.net/pages/marmaduke_high_school</a>
AR	NEVADA HIGH SCHOOL		H	Rosston	55% white, 39% black	<a href="http://nevadaschooldistrict.net/High%20School.html">http://nevadaschooldistrict.net/High%20School.html</a>

State	School Name	Type of School	E/M/H	City	Race	URL
AR	DES ARC HIGH SCHOOL		H	Des Arc	88% white	<a href="http://desarc.wmsc.k12.ar.us/">http://desarc.wmsc.k12.ar.us/</a>
AR	FAIRVIEW ELEMENTARY SCHOOL		E	Fort Smith	53% White, 23% Hispanic	<a href="http://www.fortsmithschools.org/fairview/Home.aspx">http://www.fortsmithschools.org/fairview/Home.aspx</a>
AR	HERMITAGE HIGH SCHOOL		H	Rogers	56% white, 38% Hispanic	<a href="http://hhs.rogersschools.net/">http://hhs.rogersschools.net/</a>
AZ	JOHN M ANDERSEN JR HIGH SCHOOL		M	Chandler	43% Hispanic, 39% White	<a href="http://www.cusd80.com/Page/27971">http://www.cusd80.com/Page/27971</a>
AZ	HUACHUCA CITY SCHOOL		E	Huachuca	53% White, 33% Hispanic	<a href="http://www.huachucacity.tombstoneschools.org/">http://www.huachucacity.tombstoneschools.org/</a>
AZ	MOHAVE ACCELERATED LEARNING CENTER	Charter	M/H	Bullhead City	69% white	<a href="http://mohavelearning.org/">http://mohavelearning.org/</a>
AZ	CAREER SUCCESS SCHOOL -- SAGE CAMPUS	Charter	E/M	Phoenix	67% Hispanic	<a href="http://csschools.com/domain/55">http://csschools.com/domain/55</a>
AZ	TUCSON PREPARATORY SCHOOL	charter	H	Tempe	68% hispanic, 21% white	<a href="http://tucsonprepschool.org/">http://tucsonprepschool.org/</a>
AZ	GILILLAND MIDDLE SCHOOL		M	Tempe	62% hispanic, 17% black	<a href="http://gililland.tempeschools.org/">http://gililland.tempeschools.org/</a>
AZ	SUNRISE MIDDLE SCHOOL		M	Scottsdale	70% White, 19% Hispanic	<a href="https://sites.google.com/a/pvlearners.net/sunms/">https://sites.google.com/a/pvlearners.net/sunms/</a>
AZ	NORTH CANYON HIGH SCHOOL		H	Phoenix	49% White, 37% Hispanic	<a href="http://www.pvschools.net/Page/85">http://www.pvschools.net/Page/85</a>
AZ	HORIZON HIGH SCHOOL		H	Scottsdale	84% White, 8% Hispanic	<a href="http://www.pvschools.net/Domain/45">http://www.pvschools.net/Domain/45</a>
AZ	CAMP VERDE HIGH SCHOOL		H	Camp Verde	69% white, 20% Hispanic	<a href="http://campverdeschools.org/camp-verde-high-school/">http://campverdeschools.org/camp-verde-high-school/</a>
AZ	GLOBE HIGH SCHOOL		H	Globe	43% white, 31% hispanic, 24% American Indian	<a href="http://www.globehstigers.com/">http://www.globehstigers.com/</a>
AZ	SHADOW MOUNTAIN HIGH SCHOOL		H	Phoenix	67% White	<a href="http://www.pvschools.net/smhs/">http://www.pvschools.net/smhs/</a>
AZ	PINNACLE HIGH SCHOOL		H	Phoenix	82% White	<a href="http://www.pvschools.net/site/default.aspx?PageType=19">http://www.pvschools.net/site/default.aspx?PageType=19</a>
AZ	PIMA HIGH SCHOOL		H	Pima	86% White	<a href="http://www.pimaschools.org/index.cfm?piD=1329">http://www.pimaschools.org/index.cfm?piD=1329</a>
CA	QUAIL VALLEY MIDDLE		M	Phelan	47% Hispanic and 36% white	<a href="http://www.snowlineschools.com/">http://www.snowlineschools.com/</a>
CA	CANYON HIGH		H	Anaheim Hills	55% White, 23% Asian, 17% Hispanic	<a href="http://www.orangeusd.k12.ca.us/canyon/mission_statement.asp">http://www.orangeusd.k12.ca.us/canyon/mission_statement.asp</a>
CA	CALABASAS HIGH		H	Calabasas	81% White	<a href="http://www.calabasashigh.net/index.php?option=com_content&amp;view=article&amp;id=151&amp;Itemid=1188">http://www.calabasashigh.net/index.php?option=com_content&amp;view=article&amp;id=151&amp;Itemid=1188</a>
CA	SAN CLEMENTE HIGH		H	San Clemente	66% white, 25% Hispanic	<a href="http://www.scritons.com/">http://www.scritons.com/</a>
CA	ALISO NIGUEL HIGH		H	Aliso Viejo	63% white, hispanic 15%, asian 15%	<a href="http://anhs-capousd-ca.schoolloop.com/">http://anhs-capousd-ca.schoolloop.com/</a>
CA	SAN JUAN HILLS HIGH		H	San Juan Capistrano	56% White	<a href="http://www.sjhhs.org/">http://www.sjhhs.org/</a>

State	School Name	Type of School	E/M/H	City	Race	URL
CA	LEADERSHIP ACADEMY – MAGNET	Magnet	M	San Jacinto	56% hispanic, 32% white	<a href="http://www.sanjacinto.k12.ca.us/">http://www.sanjacinto.k12.ca.us/</a>
CA	CAPISTRANO VALLEY HIGH		H	Mission Viejo	59% white, 28% Hispanic	<a href="http://www.cvhs.com/">http://www.cvhs.com/</a>
CA	EL MODENA HIGH		H	Orange	55% hispanic, 33% white	<a href="http://www.orangeusd.k12.ca.us/schools/high/elmodena/index.asp">http://www.orangeusd.k12.ca.us/schools/high/elmodena/index.asp</a>
CA	DANA HILLS HIGH		H	Dana Point	64% White, 24% Hispanic	<a href="http://www.dhhs.net/">http://www.dhhs.net/</a>
CA	TESORO HIGH		H	Las Flores	74% White	<a href="http://www.tesorohighschool.com/">http://www.tesorohighschool.com/</a>
CA	ORANGE HIGH		H	Orange	80% Hispanic, 11% White, 6% Asian/Pacific Islander	<a href="http://www.orangeusd.k12.ca.us/ohs/#">http://www.orangeusd.k12.ca.us/ohs/#</a>
CA	WEST VALLEY HIGH		H	Cottonwood	77% White, 12% Hispanic	<a href="http://www.wveagles.net/?PageName=bc&amp;n=77408">http://www.wveagles.net/?PageName=bc&amp;n=77408</a>
CA	VANDENBERG MIDDLE		M	Vandenberg Air Force Base	44% hispanic, 40% white	<a href="http://www.lusd.org/site/Default.aspx?PageID=1763">http://www.lusd.org/site/Default.aspx?PageID=1763</a>
CA	MADISON MIDDLE		M	Oakland	50% Hispanic, 50% Black	<a href="http://www.ousd.k12.ca.us/madison">http://www.ousd.k12.ca.us/madison</a>
CA	UNIVERSITY PREPARATORY	charter	M/H	Redding	77% white	<a href="http://www.uprep.net/">http://www.uprep.net/</a>
CA	CHABOYA MIDDLE		M	San Jose	66% Asian, 16% Hispanic, 15% White	<a href="https://chaboyams.schoolloop.com/">https://chaboyams.schoolloop.com/</a>
CA	SOUTHRIDGE MIDDLE		M	Fontana	83% Hispanic	<a href="http://www.fusdweb.com/sites/middle/Southeridge/default.aspx">http://www.fusdweb.com/sites/middle/Southeridge/default.aspx</a>
CA	FOOTHILL HIGH		H	Santa Ana	54% White, 36% Hispanic	<a href="http://www.tustin.k12.ca.us/foothills">http://www.tustin.k12.ca.us/foothills</a>
CA	CHINO HILLS HIGH		H	Chino Hills	39% Hispanic, 32% White, 19% Asian	<a href="http://www.chino.k12.ca.us/Domain/38">http://www.chino.k12.ca.us/Domain/38</a>
CA	MEADOWBROOK MIDDLE		M	Poway	49% White, 23% Asian, 19% Hispanic	<a href="http://www.powayusd.com/pusdmbms/">http://www.powayusd.com/pusdmbms/</a>
CA	ADAMS MIDDLE		M	Redondo Beach	38% White, 32% Hispanic	<a href="http://amd-rbusd-ca.schoolloop.com/">http://amd-rbusd-ca.schoolloop.com/</a>
CA	RAMONA JUNIOR HIGH		H	Chino	78% Hispanic	<a href="http://www.chino.k12.ca.us/Ramona">http://www.chino.k12.ca.us/Ramona</a>
CA	RUBEN S. AYALA HIGH		H	Chino Hills	33% White, 31% Hispanic, 30% Asian	Website under construction
CA	ORMONDALE ELEMENTARY		E	Portola Valley	72% White	<a href="http://www.pvsd.net/domain/16">http://www.pvsd.net/domain/16</a>
CA	CENTRAL HIGH (CONTINUATION)		H	Morgan Hills	73% Hispanic, 20% white	<a href="http://webschoolpro.com/ca43695834334488/">http://webschoolpro.com/ca43695834334488/</a>
CA	JUNIPERO SERRA HIGH		H	San Juan Capistrano	54% Hispanic, 39% White	<a href="http://serra.capousd.ca.schoolloop.com/">http://serra.capousd.ca.schoolloop.com/</a>
CA	ANDERSON HEIGHTS ELEMENTARY		E	Anderson	68% white, 16% Hispanic	<a href="http://ah.cuesd.com/">http://ah.cuesd.com/</a>

State	School Name	Type of School	E/M/H	City	Race	URL
CA	WOODCREST JUNIOR HIGH		M	Ontario	74% Hispanic, 12% white	<a href="http://woodcrest.grouppfusion.net/">http://woodcrest.grouppfusion.net/</a>
CA	CANYON HILLS JUNIOR HIGH		M	Chino Hills	33% Asian, 32% Hispanic, 26% White	<a href="http://chino.k12.ca.us/Domain/30">http://chino.k12.ca.us/Domain/30</a>
CA	LINCOLN HIGH CONTINUATION		H	Garden Grove	78% Hispanic	<a href="http://lhs.ggusd.us/">http://lhs.ggusd.us/</a>
CA	INDIAN HILLS CONTINUATION HIGH		H	Agoura Hills	67% White, 26% Hispanic	<a href="http://www.indianhillshs.net/">http://www.indianhillshs.net/</a>
CA	JAMES LOGAN HIGH		H	Union City	44% Asian, 32% Hispanic	<a href="http://loganweb.nhusd.k12.ca.us/">http://loganweb.nhusd.k12.ca.us/</a>
CA	DEWEY ACADEMY		H	Oakland	56% black, 31% Hispanic	<a href="http://dewey.ousd.k12.ca.us/default.htm">http://dewey.ousd.k12.ca.us/default.htm</a>
CA	SUTTER UNION HIGH SCHOOL		H	Sutter	76% white	<a href="http://www.edline.net/pages/sutter_high">http://www.edline.net/pages/sutter_high</a>
CO	JAMES IRWIN CHARTER MIDDLE SCHOOL	Dual Academy	M	Colorado Springs	43% white, 39% Hispanic, 10% black	<a href="http://www.jamesirwin.org">http://www.jamesirwin.org</a>
CO	ARAPAHOE HIGH SCHOOL		H	Centennial	85% white	<a href="http://arapahoe.littletonpublicschools.net/Default.aspx?tabid=11819">http://arapahoe.littletonpublicschools.net/Default.aspx?tabid=11819</a>
CO	CAMPUS MIDDLE SCHOOL		M	Greenwood Village	71% white	<a href="http://campus.cherrycreekschools.org/Pages/default.aspx">http://campus.cherrycreekschools.org/Pages/default.aspx</a>
CO	THOMAS MACLAREN STATE CHARTER SCHOOL	Charter	M/H	Colorado Springs	70% white, 17% Hispanic	<a href="http://www.maclarenschool.org/">http://www.maclarenschool.org/</a>
CO	JACK SWIGERT AEROSPACE ACADEMY		M	Colorado Springs	52% hispanic, 26% white, 16% Black	<a href="http://d11.org/SiteMaps/Pages/Students.aspx">http://d11.org/SiteMaps/Pages/Students.aspx</a>
CO	EATON HIGH SCHOOL		H	Eaton	85% White, 12% Hispanic	<a href="https://sites.google.com/a/eaton.k12.co.us/ehs/">https://sites.google.com/a/eaton.k12.co.us/ehs/</a>
CO	EVERGREEN HIGH SCHOOL		H	Evergreen	92% White	<a href="http://www.evergreencougars.net/">http://www.evergreencougars.net/</a>
CO	OBERON MIDDLE SCHOOL		M	Arvada	76% White, 16% Hispanic	<a href="https://sites.google.com/a/jeffcoschools.us/oberon-ms/">https://sites.google.com/a/jeffcoschools.us/oberon-ms/</a>
CO	STANDLEY LAKE HIGH SCHOOL		H	Westminster	68% White, 18% Hispanic, 8% Asian	<a href="http://standley-web.jeffco.k12.co.us/standley/html/index.htm">http://standley-web.jeffco.k12.co.us/standley/html/index.htm</a>
CO	LOVELAND HIGH SCHOOL		H	Loveland	78% White, 16% Hispanic	<a href="http://thompson.k12.co.us/loveland">http://thompson.k12.co.us/loveland</a>
CO	RUSSELL MIDDLE SCHOOL	Performing Arts and Science	M	Colorado Springs	57% White, 26% Hispanic	<a href="http://russell.d11.org/Pages/default.aspx">http://russell.d11.org/Pages/default.aspx</a>
CO	GOLDEN HIGH SCHOOL		H	Golden	81% White	<a href="https://sites.google.com/a/jeffcoschools.us/golden-hs-home/">https://sites.google.com/a/jeffcoschools.us/golden-hs-home/</a>
CO	SECRET ELEMENTARY SCHOOL		E	Arvada	52% White, 38% Hispanic	<a href="https://sites.google.com/a/jeffcoschools.us/secret-es/">https://sites.google.com/a/jeffcoschools.us/secret-es/</a>
CO	CHATFIELD HIGH SCHOOL		H	Littleton	83% White	<a href="https://sites.google.com/a/jeffcoschools.us/chargerpride/">https://sites.google.com/a/jeffcoschools.us/chargerpride/</a>
CO	DAKOTA RIDGE SENIOR HIGH SCHOOL		H	Littleton	80% White	<a href="https://sites.google.com/a/jeffcoschools.us/dakota-hs/">https://sites.google.com/a/jeffcoschools.us/dakota-hs/</a>
CO	RALSTON VALLEY HIGH SCHOOL		H	Arvada	83% White	<a href="https://sites.google.com/a/jeffcoschools.us/ralston-valley-high-school/home">https://sites.google.com/a/jeffcoschools.us/ralston-valley-high-school/home</a>

State	School Name	Type of School	E/M/H	City	Race	URL
CO	ARVADA K-8		E/M	Arvada	46% White, 45% Hispanic	<a href="https://sites.google.com/a/jeffcoschools.us/arvadak8/">https://sites.google.com/a/jeffcoschools.us/arvadak8/</a>
CO	NATURITA ELEMENTARY AND MIDDLE SCHOOL		E/M	Naturita	92% White	<a href="http://www.westendschools.org/NES/NES_Home.html">http://www.westendschools.org/NES/NES_Home.html</a>
CO	CANON CITY HIGH SCHOOL		H	Canon City	83% white	<a href="http://www.canoncityschools.org/education/school/school.php?sectionid=2036">http://www.canoncityschools.org/education/school/school.php?sectionid=2036</a>
CO	FOSSIL RIDGE HIGH SCHOOL		H	Fort Collins	86% white	<a href="https://frh.psdschools.org/">https://frh.psdschools.org/</a>
CO	CREIGHTON MIDDLE SCHOOL		M	Lakewood	51% white, 37% Hispanic	<a href="https://sites.google.com/a/jeffcoschools.us/creightonms/">https://sites.google.com/a/jeffcoschools.us/creightonms/</a>
CO	EVERGREEN MIDDLE SCHOOL		M	Evergreen	91% white	<a href="https://sites.google.com/a/jeffcoschools.us/evergreen-ms/">https://sites.google.com/a/jeffcoschools.us/evergreen-ms/</a>
CO	O'CONNELL MIDDLE SCHOOL		M	Lakewood	72% Hispanic	<a href="https://sites.google.com/a/jeffcoschools.us/ocms/">https://sites.google.com/a/jeffcoschools.us/ocms/</a>
CO	LAMAR HIGH SCHOOL		H	Lamar	49% hispanic, 46% white	<a href="https://sites.google.com/a/lamarschools.org/lamar-high-school/">https://sites.google.com/a/lamarschools.org/lamar-high-school/</a>
CO	BERTHOUD HIGH SCHOOL		H	Berthoud	88% white	<a href="http://thompson.k12.co.us/Domain/35">http://thompson.k12.co.us/Domain/35</a>
CO	THOMPSON VALLEY HIGH SCHOOL		H	Loveland	86% white	<a href="http://www.thompsonschoools.org/thompsonvalley">http://www.thompsonschoools.org/thompsonvalley</a>
CO	MOUNTAIN VIEW HIGH SCHOOL		H	Loveland	75% white	<a href="http://tsd.schoolwires.net/mountainview">http://tsd.schoolwires.net/mountainview</a>
CT	BEECHER SCHOOL	Magnet	E/M	New Haven	66% black, 17% hispanic, 16% white	<a href="http://www.newhavenmagnetschools.com/index.php/beecher">http://www.newhavenmagnetschools.com/index.php/beecher</a>
CT	CARMEN ARACE MIDDLE SCHOOL		M	Bloomfield	85% Black	<a href="http://www.bloomfieldschools.org/page.cfm?p=4300">http://www.bloomfieldschools.org/page.cfm?p=4300</a>
CT	NAUGATUCK HIGH SCHOOL		H	Naugatuck	69% white	<a href="http://www.naugatuckhigh.naugatuck.k12.ct.us/">http://www.naugatuckhigh.naugatuck.k12.ct.us/</a>
DC	SEED PCS	Charter	M/H	Washington, D.C.	99% Black	<a href="http://www.seedschooldc.org/podium/default.aspx?t=141237">http://www.seedschooldc.org/podium/default.aspx?t=141237</a>
DC	MERIDIAN PCS	charter	E/M	D.C.	62% black and 35% Hispanic	<a href="http://www.mpcs-dc.org/">http://www.mpcs-dc.org/</a>
DC	KIPP DC AIM PCS ACADEMY PCS	charter	M	DC	95% black	<a href="http://www.kippdc.org/our-schools/kipp-dc-aim-academy/">http://www.kippdc.org/our-schools/kipp-dc-aim-academy/</a>
DE	PENN (WILLIAM) HIGH SCHOOL		H	New Castle	49% black, 29% white, 18% Hispanic	<a href="http://wmpenn.colonial.k12.de.us/">http://wmpenn.colonial.k12.de.us/</a>
FL	JEAN RIBAUT MIDDLE SCHOOL		M	Jacksonville	95% Black	<a href="http://www.duvalschools.org/Page/316">http://www.duvalschools.org/Page/316</a>
FL	JAMES ELEMENTARY SCHOOL		E	Tampa	82% Black	<a href="http://james.mysdhc.org/statements">http://james.mysdhc.org/statements</a>
FL	OAKLAND TERRACE SCHL FOR VIS		E	Panama City	44% White, 30% Black	<a href="http://www.bayschools.com/ote/VisionMission.aspx">http://www.bayschools.com/ote/VisionMission.aspx</a>
FL	WOODBIDGE ELEMENTARY SCHOOL		E	Tampa	72% Hispanic	<a href="http://woodbridge.mysdhc.org">http://woodbridge.mysdhc.org</a>
FL	WESTSIDE ELEMENTARY SCHOOL		E	Spring Hill	72% White, 14% Hispanic	<a href="http://www.edline.net/pages/HCSB_WES">http://www.edline.net/pages/HCSB_WES</a>

State	School Name	Type of School	E/M/H	City	Race	URL
FL	FELLSMERE ELEMENTARY SCHOOL		E	Fellsmere	85% Hispanic	<a href="https://www.indianriverschools.org/fes">https://www.indianriverschools.org/fes</a>
FL	WOODWARD AVENUE ELEM. SCHOOL		E	West DeLand	63% white, 17% black, 15% Hispanic	<a href="http://myvolusiaschools.org/school/Woodward/Pages/Single-Gender.aspx">http://myvolusiaschools.org/school/Woodward/Pages/Single-Gender.aspx</a>
FL	ROBLES ELEMENTARY SCHOOL		E	Tampa	82% black	<a href="http://robles.mysdhc.org">http://robles.mysdhc.org</a>
FL	BOK ACADEMY	Charter	M	Lake Wales	63% white	<a href="http://bokacademy.org/">http://bokacademy.org/</a>
FL	THE CHILES ACADEMY	Charter; Pregnant	M/H	Daytona Beach	61% black	<a href="http://www.thechilesacademy.com/">http://www.thechilesacademy.com/</a>
FL	WALLER ELEMENTARY SCHOOL		E	Youngstown	44% black and 30% white	<a href="http://www.bayschools.com/wes/Home.aspx">http://www.bayschools.com/wes/Home.aspx</a>
FL	SCHMIDT ELEMENTARY SCHOOL		E	Bradon	39% Hispanic, 29% white and 26% Black	<a href="http://schmidt.mysdhc.org/">http://schmidt.mysdhc.org/</a>
FL	MULBERRY MIDDLE SCHOOL		M	Lake Wales	49% white and 36% Hispanic	<a href="http://schools.polk-fl.net/mms/">http://schools.polk-fl.net/mms/</a>
FL	JENSEN BEACH HIGH SCHOOL		H	Jenson Beach	78% White	<a href="http://jbhs.martinschools.org/pages/Jensen_Beach_High_School">http://jbhs.martinschools.org/pages/Jensen_Beach_High_School</a>
FL	FOREST HILLS ELEMENTARY SCHOOL		E	West Palm Beach	62% Hispanic, 19% Black, 13% White	<a href="http://foresthills.mysdhc.org/">http://foresthills.mysdhc.org/</a>
FL	DELAND HIGH SCHOOL		H	DeLand	66% White, 15% Hispanic, 14% Black	<a href="http://delandhs.org/home.htm">http://delandhs.org/home.htm</a>
FL	NEW SMYRNA BEACH HIGH SCHOOL		H	New Smyrna Beach	82% White	<a href="http://www.nsbhigh.com/">http://www.nsbhigh.com/</a>
FL	SPRINGFIELD ELEMENTARY SCHOOL		E	Panama City	45% White 41% Black	<a href="http://www.bayschools.com/spe/Home.aspx">http://www.bayschools.com/spe/Home.aspx</a>
FL	MERRITT BROWN MIDDLE SCHOOL		M	Panama City	85% white	<a href="http://www.bayschools.com/bms/Home.aspx">http://www.bayschools.com/bms/Home.aspx</a>
FL	SHORE ELEMENTARY MAGNET SCHOOL	Magnet	E	Tampa	51% black, 24% hispanic, 20% white	<a href="http://shore.mysdhc.org/">http://shore.mysdhc.org/</a>
FL	MAINLAND HIGH SCHOOL		H	Daytona Beach	47% White, 40% Black	<a href="http://www.mainlandhighschool.org/">http://www.mainlandhighschool.org/</a>
FL	SPRUCE CREEK HIGH SCHOOL	Magnet	H	Port Orange	77% White	<a href="http://www.sprucecreekhigh.com/school_info/about_us.htm">http://www.sprucecreekhigh.com/school_info/about_us.htm</a>
FL	SOUTHWEST MIDDLE SCHOOL		M	Orlando	37% White, 26% Black, 25% Hispanic	<a href="https://www.ocps.net/lc/southwest/mso/schoolinfo/Pages/mission.aspx">https://www.ocps.net/lc/southwest/mso/schoolinfo/Pages/mission.aspx</a>
FL	SEBASTIAN ELEMENTARY SCHOOL		E	Sebastian	69% White, 15% Black	<a href="https://www.indianriverschools.org/ses">https://www.indianriverschools.org/ses</a>
FL	WILDWOOD MIDDLE/HIGH SCHOOL		M/H	Wildwood	48% White, 38% Black	<a href="http://wmh.sumter.k12.fl.us/#">http://wmh.sumter.k12.fl.us/#</a>
FL	ATLANTIC HIGH SCHOOL		H	Port Orange	54% Black, 24% White, 12% Hispanic, 6% Asian	<a href="http://www.atlanticsharks.com/">http://www.atlanticsharks.com/</a>

State	School Name	Type of School	E/M/H	City	Race	URL
FL	PINE RIDGE HIGH SCHOOL		H	Deltona	48% White, 34% Hispanic, 13% Black	<a href="http://myvolusiaschools.org/school/PineRidge/Pages/default.aspx">http://myvolusiaschools.org/school/PineRidge/Pages/default.aspx</a>
FL	LAKE WALES SENIOR HIGH SCHOOL	charter	H	Lake Wales	48% white, 24% black, 23% Hispanic	<a href="http://lwcharterschools.com/">http://lwcharterschools.com/</a>
FL	EDGEWATER PUBLIC SCHOOL		E	Edgewater	84% white	<a href="http://myvolusiaschools.org/school/Edgewater/Pages/default.aspx">http://myvolusiaschools.org/school/Edgewater/Pages/default.aspx</a>
FL	SURFSIDE MIDDLE SCHOOL		M	Panama City Beach	50% Hispanic,	<a href="http://www.bayschools.com/sms/Home.aspx">http://www.bayschools.com/sms/Home.aspx</a>
FL	BREAKFAST POINT ACADEMY		E/M	Panama City Beach	81% white	<a href="http://www.bayschools.com/bpa/Home.aspx">http://www.bayschools.com/bpa/Home.aspx</a>
FL	MORT ELEMENTARY SCHOOL		E	Tampa	57% hispanic, 26% black, 14% white	<a href="http://mort.mysdhc.org/">http://mort.mysdhc.org/</a>
FL	HERITAGE ELEMENTARY SCHOOL		E	Tampa	30% Hispanic, 29% Black, 29% White	<a href="http://heritage.mysdhc.org/">http://heritage.mysdhc.org/</a>
FL	SEABREEZE HIGH SCHOOL		H	Daytona Beach	79% white	<a href="http://seabreezehigh.org/">http://seabreezehigh.org/</a>
FL	DELTONA HIGH SCHOOL		H	Deltona	45% white, 37% Hispanic	<a href="http://myvolusiaschools.org/school/DeltonaHigh/Pages/default.aspx">http://myvolusiaschools.org/school/DeltonaHigh/Pages/default.aspx</a>
FL	SWEETWATER ELEMENTARY SCHOOL		E	Port Orange	84% White	<a href="http://myvolusiaschools.org/school/Sweetwater/Pages/default.aspx">http://myvolusiaschools.org/school/Sweetwater/Pages/default.aspx</a>
FL	CREEKSIDE MIDDLE SCHOOL		M	Port Orange	82% white	<a href="http://myvolusiaschools.org/school/Creekside/Pages/default.aspx">http://myvolusiaschools.org/school/Creekside/Pages/default.aspx</a>
FL	MANATEE COVE ELEMENTARY SCHOOL		E	Orange City	64% white, 22% Hispanic	<a href="http://myvolusiaschools.org/school/ManateeCove/Pages/default.aspx">http://myvolusiaschools.org/school/ManateeCove/Pages/default.aspx</a>
FL	BLAKE HIGH SCHOOL-MAGNET	Magnet	H	Tampa	39% black, 29% white, 25% Hispanic	<a href="http://blake.mysdhc.org/">http://blake.mysdhc.org/</a>
FL	NORTH ELEMENTARY SCHOOL		E	Okeechobee	51% white, 42% Hispanic	<a href="http://www.edline.net/pages/northelem">http://www.edline.net/pages/northelem</a>
FL	ROOSEVELT MIDDLE SCHOOL		M	West Palm Beach	70% black, 19% Hispanic	<a href="http://www.edline.net/pages/Roosevelt_Middle_School">http://www.edline.net/pages/Roosevelt_Middle_School</a>
FL	NORTHPORT K-8 SCHOOL		E/M	Port St. Lucie	43% white, 25% black, 25% Hispanic	<a href="http://schools.stlucie.k12.fl.us/npk/">http://schools.stlucie.k12.fl.us/npk/</a>
FL	SOUTH SUMTER HIGH SCHOOL		H	Bushnell	75% white	<a href="http://ssh.sumter.k12.fl.us/">http://ssh.sumter.k12.fl.us/</a>
FL	DELTONA MIDDLE SCHOOL		M	Deltona	43% hispanic, 41% white,	<a href="http://myvolusiaschools.org/school/DeltonaMiddle/Pages/default.aspx">http://myvolusiaschools.org/school/DeltonaMiddle/Pages/default.aspx</a>
FL	NEW SMYRNA BEACH MIDDLE SCHOOL		M	New Smyrna Beach	80% white	<a href="http://myvolusiaschools.org/school/NewSmyrnaBeach/Pages/default.aspx">http://myvolusiaschools.org/school/NewSmyrnaBeach/Pages/default.aspx</a>
FL	HERITAGE MIDDLE SCHOOL		M	Deltona	52% white, 32% hispanic,	<a href="http://myvolusiaschools.org/school/HeritageMiddle/Pages/default.aspx">http://myvolusiaschools.org/school/HeritageMiddle/Pages/default.aspx</a>
FL	PALMETTO ELEMENTARY SCHOOL		E	Miami	43% White	<a href="http://pes.dadeschools.net/">http://pes.dadeschools.net/</a>
FL	BLUE LAKE ELEMENTARY SCHOOL		E	Deland	88% Hispanic	<a href="http://myvolusiaschools.org/school/BlueLake/Pages/default.aspx">http://myvolusiaschools.org/school/BlueLake/Pages/default.aspx</a>



State	School Name	Type of School	E/M/H	City	Race	URL
FL	SILVER SANDS MIDDLE SCHOOL		M	Port Orange	74% White, 10% Black	<a href="http://myvolusiaschools.org/school/SilverSandsMiddle/Pages/default.aspx">http://myvolusiaschools.org/school/SilverSandsMiddle/Pages/default.aspx</a>
FL	BOND ELEMENTARY SCHOOL		E	Tallahassee	95% Black	<a href="http://bondelementary.net/">http://bondelementary.net/</a>
FL	MAX BRUNER JUNIOR MIDDLE SCHL		M	Fort Walton Beach	51% White, 24% Black	<a href="http://www.brunerspartans.com/">http://www.brunerspartans.com/</a>
FL	CAMPBELL MIDDLE SCHOOL		M	Daytona Beach	58% Black, 28% White, 8% Hispanic	<a href="http://myvolusiaschools.org/school/Campbell/Pages/default.aspx">http://myvolusiaschools.org/school/Campbell/Pages/default.aspx</a>
FL	ORMOND BEACH MIDDLE SCHOOL		M	Ormond Beach	73% White, 15% Black	<a href="http://myvolusiaschools.org/school/OrmondBeachMiddle/Pages/default.aspx">http://myvolusiaschools.org/school/OrmondBeachMiddle/Pages/default.aspx</a>
FL	T. DEWITT TAYLOR MIDDLE-HIGH		M/H	Pierson	59% Hispanic, 36% White	<a href="http://myvolusiaschools.org/school/Taylor/Pages/default.aspx">http://myvolusiaschools.org/school/Taylor/Pages/default.aspx</a>
FL	SUGAR MILL ELEMENTARY SCHOOL		E	Port Orange	75% White, 10% Hispanic, 9% Black	<a href="http://myvolusiaschools.org/school/SugarMill/Pages/default.aspx">http://myvolusiaschools.org/school/SugarMill/Pages/default.aspx</a>
FL	DELAND MIDDLE SCHOOL		M	DeLand	59% White, 24% Hispanic, 12% Black	<a href="http://myvolusiaschools.org/school/Deland/Pages/default.aspx">http://myvolusiaschools.org/school/Deland/Pages/default.aspx</a>
FL	GALAXY MIDDLE SCHOOL		M	Deltona	45% White, 36% Hispanic, 14% Black	<a href="http://myvolusiaschools.org/school/GalaxyMiddle/Pages/default.aspx">http://myvolusiaschools.org/school/GalaxyMiddle/Pages/default.aspx</a>
FL	CYPRESS CREEK ELEMENTARY SCHOOL		E	Port Orange	79% white	<a href="http://myvolusiaschools.org/school/CypressCreek/Pages/default.aspx">http://myvolusiaschools.org/school/CypressCreek/Pages/default.aspx</a>
FL	UNIVERSITY HIGH SCHOOL		H	Orange City	59% white, 27% Hispanic	<a href="http://www.uhstitans.com/">http://www.uhstitans.com/</a>
FL	CARTER G. WOODSON ELEM. SCHOOL	Medical Arts	E	Jacksonville	97% Black	<a href="http://www.duvalschools.org/woodson">http://www.duvalschools.org/woodson</a>
FL	WESTWOOD MIDDLE SCHOOL		M	Winter Haven	40% Hispanic, 29% White, 27% Black	<a href="http://schools.polk-fl.net/westwood/">http://schools.polk-fl.net/westwood/</a>
FL	GEORGE W. MARKS ELEM. SCHOOL		E	DeLand	68% White	<a href="http://myvolusiaschools.org/school/GeorgeMarks/Pages/default.aspx">http://myvolusiaschools.org/school/GeorgeMarks/Pages/default.aspx</a>
FL	READ-PATTILLO ELEMENTARY SCHL		E	New Smyrna Beach	75% White	<a href="http://myvolusiaschools.org/school/ReadPattillo/Pages/default.aspx">http://myvolusiaschools.org/school/ReadPattillo/Pages/default.aspx</a>
FL	HORIZON ELEMENTARY SCHOOL		E	Davenport	45% Hispanic, 27% White, 23% Black	<a href="http://schools.polk-fl.net/horizonshawks/">http://schools.polk-fl.net/horizonshawks/</a>
FL	FOREST LAKE ELEMENTARY SCHOOL		E	Deltona	55% White, 32% Hispanic	<a href="http://myvolusiaschools.org/school/ForestLake/Pages/default.aspx">http://myvolusiaschools.org/school/ForestLake/Pages/default.aspx</a>
FL	WESTSIDE ELEMENTARY SCHOOL		E	Daytona Beach	70% Black, 18% White	<a href="http://myvolusiaschools.org/school/Westside/Pages/default.aspx">http://myvolusiaschools.org/school/Westside/Pages/default.aspx</a>
FL	SOUTH DAYTONA ELEMENTARY SCHOOL		E	Daytona Beach	57% white, 25% black,	<a href="http://myvolusiaschools.org/school/SouthDaytona/Pages/default.aspx">http://myvolusiaschools.org/school/SouthDaytona/Pages/default.aspx</a>
FL	SOUTHWESTERN MIDDLE SCHOOL		M	DeLand	48% white, 27% black, 21% Hispanic	<a href="http://myvolusiaschools.org/school/SouthwesternMiddle/Pages/default.aspx">http://myvolusiaschools.org/school/SouthwesternMiddle/Pages/default.aspx</a>
FL	CHISHOLM ELEMENTARY SCHOOL		E	New Smyrna Beach	69% white, 17% black	<a href="http://myvolusiaschools.org/school/Chisholm/Pages/default.aspx">http://myvolusiaschools.org/school/Chisholm/Pages/default.aspx</a>
FL	DEBARY ELEMENTARY SCHOOL		E	DeBary	80% white	<a href="http://myvolusiaschools.org/school/debary/Pages/default.aspx">http://myvolusiaschools.org/school/debary/Pages/default.aspx</a>

State	School Name	Type of School	E/M/H	City	Race	URL
GA	MCNAIR MIDDLE SCHOOL		M	Decatur	96% Black	<a href="http://www.mcnairms.dekalb.k12.ga.us/AboutUs.aspx">http://www.mcnairms.dekalb.k12.ga.us/AboutUs.aspx</a>
GA	SYLVAN HILLS MIDDLE SCHOOL		M	Atlanta	98% Black	<a href="http://www.atlanta.k12.ga.us/page/4030">http://www.atlanta.k12.ga.us/page/4030</a>
GA	WILKINSON COUNTY MIDDLE SCHOOL		M	Mcintyre	56% Black, 41% White	<a href="http://wilkinsoncountymiddle.ga.wcm.schoolinsites.com/">http://wilkinsoncountymiddle.ga.wcm.schoolinsites.com/</a>
GA	MAYS HIGH SCHOOL		H	Atlanta	97% Black	<a href="http://www.atlanta.k12.ga.us/Page/14892">http://www.atlanta.k12.ga.us/Page/14892</a>
GA	LONG MIDDLE SCHOOL		M	Atlanta	93% Black	<a href="http://www.atlanta.k12.ga.us/page/5752">http://www.atlanta.k12.ga.us/page/5752</a>
GA	BARTON CHAPEL ELEMENTARY SCHOOL		E	Augusta	91% black	<a href="http://barton-chapel.rcboe.org/">http://barton-chapel.rcboe.org/</a>
GA	AMANA ACADEMY SCHOOL		E/M	Alpharetta	31% black, 30% white, 25% Asian	<a href="http://www.amanaacademy.org">http://www.amanaacademy.org</a>
GA	SWAINSBORO MIDDLE SCHOOL		M	Swainsboro	50% black, 43% white	<a href="http://emanuel2.sms.schooldesk.net">http://emanuel2.sms.schooldesk.net</a>
GA	WILKINSON COUNTY ELEMENTARY SCHOOL		E	Irwinton	52% black and 39% white	<a href="http://www.wilkinson.k12.ga.us/">http://www.wilkinson.k12.ga.us/</a>
GA	QUITMAN ELEMENTARY SCHOOL		E	Quitman	66% black and 21% white	<a href="http://www.quitmanisd.net/ElementarySchool.cfm?subpage=26722">http://www.quitmanisd.net/ElementarySchool.cfm?subpage=26722</a>
GA	BUNCHE MIDDLE SCHOOL		M	Atlanta	98% black	<a href="http://www.atlanta.k12.ga.us/bunche">http://www.atlanta.k12.ga.us/bunche</a>
GA	HUBERT MIDDLE SCHOOL		M	Savannah	93% black	<a href="http://internet.savannah.chatham.k12.ga.us/schools/hms/default.aspx">http://internet.savannah.chatham.k12.ga.us/schools/hms/default.aspx</a>
GA	ADAMSON MIDDLE SCHOOL		M	Rex	84% black	<a href="http://www.clayton.k12.ga.us/facilities/schools/019.asp">http://www.clayton.k12.ga.us/facilities/schools/019.asp</a>
GA	SEQUOYAH MIDDLE SCHOOL		M	Riverdale	71% Black	<a href="http://clayton.028.schooldesk.net/">http://clayton.028.schooldesk.net/</a>
GA	HAYMON-MORRIS MIDDLE SCHOOL		M	Winder	67% white	<a href="http://www.barrow.k12.ga.us/hmms/">http://www.barrow.k12.ga.us/hmms/</a>
GA	WILKINSON GARDENS ELEMENTARY SCHOOL		E	Augusta	94% Black	<a href="http://wilkinson.rcboe.org">http://wilkinson.rcboe.org</a>
GA	TURNER COUNTY MIDDLE SCHOOL		M	Ashburn	57% Black, 37% White	<a href="http://www.turner.k12.ga.us/Default.asp?L=0&amp;LMID=&amp;PN=Schoo2&amp;DivisionID=&amp;DepartmentID=&amp;SubDepartmentID=&amp;SubP=School&amp;SchoolID=2706">http://www.turner.k12.ga.us/Default.asp?L=0&amp;LMID=&amp;PN=Schoo2&amp;DivisionID=&amp;DepartmentID=&amp;SubDepartmentID=&amp;SubP=School&amp;SchoolID=2706</a>
GA	CHEATHAM HILL ELEMENTARY SCHOOL		E	Marietta	49% White, 23% Black	<a href="http://www.cobbk12.org/cheathamhill/">http://www.cobbk12.org/cheathamhill/</a>
GA	COAN MIDDLE SCHOOL		M	Atlanta	98% Black	<a href="http://www.atlanta.k12.ga.us/Domain/1778">http://www.atlanta.k12.ga.us/Domain/1778</a>
GA	APALACHEE HIGH SCHOOL		H	Winder	65% White	<a href="http://www.barrow.k12.ga.us/ahs/">http://www.barrow.k12.ga.us/ahs/</a>
ID	MIDDLETON HEIGHTS ELEMENTARY		E	Middleton	83% white	<a href="http://hts.msd134.org/">http://hts.msd134.org/</a>
ID	ROBERT STUART JR HIGH SCHOOL		M	Twin Falls	68% white, 26% Hispanic	no website
ID	MARIAN PRITCHETT MEMORIAL SCH		M/H	Boise	not available	<a href="http://www.boiseschools.org/">http://www.boiseschools.org/</a>
ID	FRUITLAND HIGH SCHOOL		H	Fruitland	76% White, 21% Hispanic	<a href="http://fruitlandschools.org/fhs/">http://fruitlandschools.org/fhs/</a>

State	School Name	Type of School	E/M/H	City	Race	URL
IL	CAPITAL COLLEGE PREPARATORY ACAD		M	Springfield	53% black, 38% white	<a href="http://www.sps186.org/schools/capitalacademy/?p=289&amp;b=80">http://www.sps186.org/schools/capitalacademy/?p=289&amp;b=80</a>
IL	SCHRUM MEMORIAL SCHOOL		M	Calumet City	76% Black	<a href="http://www.hsdist157.org/schrumms/">http://www.hsdist157.org/schrumms/</a>
IL	RHODES ELEM SCHOOL		E	River Grove	66% hispanice, 23% white	<a href="http://www.rhodes.k12.il.us/">http://www.rhodes.k12.il.us/</a>
IL	EFFINGHAM JUNIOR HIGH SCHOOL	Charter	M	Effingham	95% White	<a href="http://www.effingham.k12.il.us/ourschools/effinghamjuniorhighschool/">http://www.effingham.k12.il.us/ourschools/effinghamjuniorhighschool/</a>
IL	YORK COMM HIGH SCHOOL		H	Elmhurst	77% white	<a href="http://york.elmhurst205.org/">http://york.elmhurst205.org/</a>
IL	JEFFERSON MIDDLE SCHOOL		M	Springfield	45% Black, 41% White	<a href="http://www.sps186.org/schools/jefferson/">http://www.sps186.org/schools/jefferson/</a>
IL	HENRY-SENACHWINE HIGH SCHOOL		H	Henry	97% White	no website
IL	BLOOM HIGH SCHOOL		H	Chicago Heights	49% Black, 40% Hispanic	<a href="http://www.bloomhs.org/">http://www.bloomhs.org/</a>
IL	BLOOM TRAIL HIGH SCHOOL		H	Chicago Heights	58% Black, 23% White	<a href="http://www.bloomtrail.org/">http://www.bloomtrail.org/</a>
IL	BRIMFIELD GRADE SCHOOL		E/M/H	Brimfield	95% White	<a href="http://www.brimfield309.com/vnews/display.v/SEC/Grade%20School">http://www.brimfield309.com/vnews/display.v/SEC/Grade%20School</a>
IL	DIETERICH JR/SR HIGH SCHOOL		M/H	Dieterich	100% White	<a href="http://www.dieterich.k12.il.us/">http://www.dieterich.k12.il.us/</a>
IN	GUION CREEK MIDDLE SCHOOL		M	Indianapolis	60% black, 28% Hispanic	<a href="http://www.pike.k12.in.us/schools/guion_creek_middle/Pages/default.aspx">http://www.pike.k12.in.us/schools/guion_creek_middle/Pages/default.aspx</a>
IN	BARKER MIDDLE SCHOOL		M	Bentonville	60% white, 24 % black	<a href="http://ruthbarker.bentonvillek12.org/pages/Barker_Middle_School">http://ruthbarker.bentonvillek12.org/pages/Barker_Middle_School</a>
IN	ANDERSON PREPARATORY ACADEMY		E/M/H	Anderson	61% white, 25 black	<a href="http://www.goapa.org/">http://www.goapa.org/</a>
IN	JEFFERSON-CRAIG ELEM SCH		E	Vevay	96% White	no website
IN	WHITE'S JR-SR HIGH SCHOOL		M/H	Monon	76% white	<a href="http://www.nwhite.k12.in.us/">http://www.nwhite.k12.in.us/</a>
IN	RIVERVIEW SCHOOL		M	Huntington	95% white	<a href="http://riverview.hccsc.k12.in.us/">http://riverview.hccsc.k12.in.us/</a>
IN	ELSTON MIDDLE SCHOOL		M	Michigan City	48% White, 34% Black, 10% Multiracial, 7% Hispanic	<a href="http://www.mcas.k12.in.us/site/Default.aspx?PageType=7&amp;SiteID=19">http://www.mcas.k12.in.us/site/Default.aspx?PageType=7&amp;SiteID=19</a>
IN	BROWN COUNTY HIGH SCHOOL		H	Nashville	95% White	<a href="http://www.brownco.k12.in.us/hs/">http://www.brownco.k12.in.us/hs/</a>
IN	PERRY CENTRAL ELEM SCHOOL		E	Leopold	97% white	<a href="http://www.pccs.k12.in.us/elementary.html">http://www.pccs.k12.in.us/elementary.html</a>
IN	GARRETT MIDDLE SCH		M	Garrett	92% white	<a href="http://www.gkb.k12.in.us/middleschool.html">http://www.gkb.k12.in.us/middleschool.html</a>
IN	JIMTOWN JUNIOR HIGH SCHOOL		H	Elkhart	85% White, 8% Hispanic	<a href="http://baugocommunity.in.schoolwebpages.com/education/school/school.php?sectionid=4">http://baugocommunity.in.schoolwebpages.com/education/school/school.php?sectionid=4</a>
IN	GREENSBURG COMMUNITY JR HIGH		M	Greensburg	95% White	<a href="http://www.greensburg.k12.in.us/gjhs/">http://www.greensburg.k12.in.us/gjhs/</a>

State	School Name	Type of School	E/M/H	City	Race	URL
IN	WES-DEL MIDDLE/SENIOR HIGH SCH		M/H	Gaston	96% White	<a href="http://wes-del-mshs.ss5.sharpschool.com">http://wes-del-mshs.ss5.sharpschool.com</a>
IN	HAGERSTOWN JR-SR HIGH SCHOOL		M/H	Hagerstown	95% White	<a href="http://www.ihigh.com/tigersmania/">http://www.ihigh.com/tigersmania/</a>
KS	DERBY HIGH SCHOOL		H	Derby	79% White, 8% Hispanic	<a href="http://dhs.derbyschools.com/pd/derbyps_dhs/index.html">http://dhs.derbyschools.com/pd/derbyps_dhs/index.html</a>
KS	CLEARWATER HIGH		H	Clearwater	89% White	<a href="http://clearwaterhighschool.com">http://clearwaterhighschool.com</a>
KS	ATCHISON HIGH SCHOOL		H	Atchison	76% white	<a href="http://www.usd409.net/education/school/school.php?sectiondetailid=75&amp;linkid=nav-menu-container-1-33350">http://www.usd409.net/education/school/school.php?sectiondetailid=75&amp;linkid=nav-menu-container-1-33350</a>
KS	MISSION VALLEY ELEMENTARY AND JUNIOR HIGH		E/M	Eskridge	90% white	<a href="http://www.mv330.org/home/mv-elem">http://www.mv330.org/home/mv-elem</a>
KS	QUINTER JR-SR HIGH		M/H	Quinter	91% white	<a href="http://www.quinterhs.org/">http://www.quinterhs.org/</a>
KS	WINFIELD HIGH		H	Winfield	77% white	<a href="http://whs-wusd-ks.schoolloop.com/">http://whs-wusd-ks.schoolloop.com/</a>
KS	CLEARWATER MIDDLE		M	Clearwater	93% White	<a href="http://cms.usd264.schoolfusion.us/?sessionid=aae95d1e0031071bb96a4b483070de75&amp;t">http://cms.usd264.schoolfusion.us/?sessionid=aae95d1e0031071bb96a4b483070de75&amp;t</a>
KS	MADISON HIGH		H	Madison	92% White	<a href="http://www.usd386.net/alumni">http://www.usd386.net/alumni</a>
KS	MEADE HIGH		H	Meade	88% White	<a href="http://www.usd226.org/">http://www.usd226.org/</a>
KS	PEABODY-BURNS JR/SR HIGH SCHOOL		M/H	Peabody	87% White	<a href="http://www.usd398.net/pb-jr-sr-high-school/">http://www.usd398.net/pb-jr-sr-high-school/</a>
KS	WINFIELD MIDDLE SCHOOL		M	Winfield	77% White	<a href="http://wms-wusd-ks.schoolloop.com/">http://wms-wusd-ks.schoolloop.com/</a>
KS	DODGE CITY HIGH SCHOOL		H	Dodge City	71% Hispanic, 23% White	<a href="http://www.usd443.org/high.cfm?subpage=16265">http://www.usd443.org/high.cfm?subpage=16265</a>
KS	WELLINGTON HIGH SCHOOL		H	Wellington	85% White	<a href="http://www.wellington.cc/">http://www.wellington.cc/</a>
KY	MUNFORDVILLE ELEMENTARY SCHOOL		E/M	Munfordville	91% white	<a href="http://www.hart.k12.ky.us/school_home.aspx?schoolid=6">http://www.hart.k12.ky.us/school_home.aspx?schoolid=6</a>
KY	SEBREE ELEMENTARY SCHOOL		E/M	Sebree	59% white, 39% Hispanic	<a href="http://ses-wcs-ky.schoolloop.com/cms/page_view?d=x&amp;piid=&amp;vpid=1366612322213&amp;group_id=13658362179106&amp;no_controls=t">http://ses-wcs-ky.schoolloop.com/cms/page_view?d=x&amp;piid=&amp;vpid=1366612322213&amp;group_id=13658362179106&amp;no_controls=t</a>
KY	HANCOCK COUNTY HIGH SCHOOL		M	Hancock County	97% White	<a href="http://www.hancock.k12.ky.us/school_home.aspx?schoolid=1">http://www.hancock.k12.ky.us/school_home.aspx?schoolid=1</a>
KY	MUHLENBERG NORTH MIDDLE		M	Greenville	93% white	<a href="http://www.mberg.k12.ky.us/">http://www.mberg.k12.ky.us/</a>
KY	NORTH HARDIN HIGH SCHOOL		H	Radcliff	57% white, 28% black,	<a href="http://www.hardin.k12.ky.us/nhhs/About%20Us.html">http://www.hardin.k12.ky.us/nhhs/About%20Us.html</a>
KY	LARRY A. RYLE HIGH SCHOOL		H	Union	90% White	<a href="http://www.boone.kyschools.us/school_home.aspx?schoolid=4">http://www.boone.kyschools.us/school_home.aspx?schoolid=4</a>
KY	RUSSELL HIGH SCHOOL		H	Russell	91% White	<a href="http://russell-ind.k12.ky.us/rhs/">http://russell-ind.k12.ky.us/rhs/</a>
LA	SOPHIE B. WRIGHT INST. OF ACADEMIC EXCELLENCE	charter	M/H	New Orleans	96% black	<a href="http://www.sophiebwrightschool.com">http://www.sophiebwrightschool.com</a>

State	School Name	Type of School	E/M/H	City	Race	URL
LA	ARTHUR F. SMITH MIDDLE MAGNET SCHOOL		M	Alexandria	98% black	<a href="http://www.edline.net/pages/AFSmith">http://www.edline.net/pages/AFSmith</a>
LA	LANGSTON HUGHES ACADEMY CHARTER SCHOOL	Charter	E/M	New Orleans	99% black	<a href="http://www.langstonhughesacademy.org/lha.html">http://www.langstonhughesacademy.org/lha.html</a>
LA	O.P. WALKER SENIOR HIGH SCHOOL	Charter	H	New Orleans	100% Black	<a href="http://www.opwchargers.org/apps/pages/index.jsp?uREC_ID=151392&amp;type=d&amp;pREC_ID=289393">http://www.opwchargers.org/apps/pages/index.jsp?uREC_ID=151392&amp;type=d&amp;pREC_ID=289393</a>
LA	GLENMORA HIGH SCHOOL		H	Glenmora	62% white, 18% black, 14% Hispanic	<a href="http://www.edline.net/pages/Glenmora">http://www.edline.net/pages/Glenmora</a>
LA	RAYVILLE HIGH SCHOOL		H	Rayville	53% Black, 46% White	<a href="http://www.richland.k12.la.us/schools/rhs/">http://www.richland.k12.la.us/schools/rhs/</a>
LA	HOMER HIGH SCHOOL		H	Homer	84% Black, 15% White	<a href="http://www.edline.net/pages/Homer_High_School">http://www.edline.net/pages/Homer_High_School</a>
LA	HOMER JUNIOR HIGH SCHOOL		M	Homer	84% Black	<a href="http://www.edline.net/pages/Homer_Jr_High_School">http://www.edline.net/pages/Homer_Jr_High_School</a>
MA	NORTH MIDDLE SCHOOL		M	Westfield, MA	88% white	<a href="http://nms.schoolsofwestfield.org/">http://nms.schoolsofwestfield.org/</a>
MA	KIPP ACADEMY LYNN CHARTER SCHOOL	Charter	E/M/H	Lynn	57% Hispanic, 26% Black	<a href="http://www.kippma.org/kales-about.php">http://www.kippma.org/kales-about.php</a>
MA	JOHN F KENNEDY		E/M	Somerville	56% white, 21% Hispanic	<a href="http://www.somerville.k12.ma.us/education/components/scrapbook/default.php?sectionid=90">http://www.somerville.k12.ma.us/education/components/scrapbook/default.php?sectionid=90</a>
MA	BELLAMY MIDDLE		M	Chicopee	56% White, 36% Hispanic	<a href="http://www.chicopeeps.org/Bellamy/">http://www.chicopeeps.org/Bellamy/</a>
MD	WESTMINSTER HIGH		H	Westminster	68.8% Hispanic, 19.9% White	<a href="http://www.carrollk12.org/whs/">http://www.carrollk12.org/whs/</a>
MD	THE SEED SCHOOL OF MARYLAND	Public boarding	M	Baltimore	92.5% Black	<a href="http://www.seedsschoolmd.org/about/mission">http://www.seedsschoolmd.org/about/mission</a>
MD	FRANCIS SCOTT KEY HIGH		H	Westminster	91% White	<a href="http://www.carrollk12.org/fsk/">http://www.carrollk12.org/fsk/</a>
MD	WINTERS MILL HIGH	Charter	H	Westminster	84% White	<a href="http://www.carrollk12.org/wmh/">http://www.carrollk12.org/wmh/</a>
MD	SOUTH CARROLL HIGH		H	Sykesville	93% White	<a href="http://www.carrollk12.org/sch/">http://www.carrollk12.org/sch/</a>
MD	CENTURY HIGH	Academy	H	Eldersburg	90% White	<a href="http://www.carrollk12.org/chs/about/">http://www.carrollk12.org/chs/about/</a>
MD	NORTH CARROLL HIGH		H	Hampstead	95% white	<a href="http://www.carrollk12.org/nch/">http://www.carrollk12.org/nch/</a>
MD	MANCHESTER VALLEY HIGH		H	Manchester	93% white	<a href="http://www.carrollk12.org/mvh/">http://www.carrollk12.org/mvh/</a>
MD	CROSSROADS MIDDLE SCHOOL		M	Baltimore	80% white, 20% black	<a href="http://www.thecrossroadsschool.org/">http://www.thecrossroadsschool.org/</a>
MD	WESTMINSTER WEST MIDDLE		M	Westminster	86% White	<a href="http://www.carrollk12.org/wmj/about/default.asp">http://www.carrollk12.org/wmj/about/default.asp</a>
MD	BOONSBORO HIGH		H	Boonsboro	88% White	<a href="http://www.wcps.k12.md.us/boonsboro_high/about/our_mission_vision.html">http://www.wcps.k12.md.us/boonsboro_high/about/our_mission_vision.html</a>
MD	MOUNT AIRY MIDDLE		M	Mt. Airy	91% White	<a href="http://www.carrollk12.org/mam/">http://www.carrollk12.org/mam/</a>

State	School Name	Type of School	E/M/H	City	Race	URL
MD	LINTON SPRINGS ELEMENTARY		E	Skysville	85% white 5% Hispanic	<a href="http://www.carrollk12.org/lse/">http://www.carrollk12.org/lse/</a>
MD	SHILOH MIDDLE		M	Hampstead	89% white	<a href="http://www.carrollk12.org/sms/">http://www.carrollk12.org/sms/</a>
MD	SOUTHERN MIDDLE SCHOOL		M	Lusby	71% White, 18% Black	<a href="http://smsweb.calvertnet.k12.md.us/">http://smsweb.calvertnet.k12.md.us/</a>
MD	OKLAHOMA ROAD MIDDLE		M	Skysville	89% white	<a href="http://www.carrollk12.org/oms/">http://www.carrollk12.org/oms/</a>
MD	WESTMINSTER EAST MIDDLE		M	Westminster	84% White	<a href="http://www.carrollk12.org/ems/">http://www.carrollk12.org/ems/</a>
MD	TANEYTOWN ELEMENTARY		E	Westminster	88% White	<a href="http://www.carrollk12.org/tes/">http://www.carrollk12.org/tes/</a>
MD	NORTHWEST MIDDLE		M	Taneytown	91% White	<a href="http://www.carrollk12.org/nws/">http://www.carrollk12.org/nws/</a>
MD	SYKESVILLE MIDDLE		M	Sykesville	89% White	<a href="http://www.carrollk12.org/sml/">http://www.carrollk12.org/sml/</a>
MD	PINEY RIDGE ELEMENTARY		E	Sykesville	87% White	<a href="http://www.carrollk12.org/pre/">http://www.carrollk12.org/pre/</a>
ME	WILLARD SCHOOL		E/M	Stanford	92% white	<a href="http://www.sanfordschools.avenet.net/index.asp?Type=B_BASIC&amp;SEC={DF3037BF-FBA7-4B63-9344-ED5953D96342}">http://www.sanfordschools.avenet.net/index.asp?Type=B_BASIC&amp;SEC={DF3037BF-FBA7-4B63-9344-ED5953D96342}</a>
MI	BLANCHE KELSO BRUCE ACADEMY-ST. ANTOINE	Charter	M/H	Detroit	92% Black	no website
MI	FRONTIER INTERNATIONAL ACADEMY	charter	M/H	Hamtrack	78% white	<a href="http://frontier-academy.net">http://frontier-academy.net</a>
MI	OVID-ELSIE HIGH SCHOOL		H	Elsie	98% white	<a href="http://www.ovidelsie.org/">http://www.ovidelsie.org/</a>
MI	NORTHRIDGE ACADEMY		E/M	Flint	66% Hispanic, 17% white	<a href="http://www.northridgeflint.com/">http://www.northridgeflint.com/</a>
MI	REETHS-PUFFER INTERMEDIATE SCH.		M	Muskegon	89% White	<a href="http://www.reeths-puffer.org/Middle_School/">http://www.reeths-puffer.org/Middle_School/</a>
MI	BUCHANAN MIDDLE SCHOOL		M	Buchanan	83% White	<a href="http://www.buchananschools.com/index.php?option=com_content&amp;view=category&amp;id=18&amp;layout=blog&amp;Itemid=5">http://www.buchananschools.com/index.php?option=com_content&amp;view=category&amp;id=18&amp;layout=blog&amp;Itemid=5</a>
MI	OTSEGO MIDDLE SCHOOL		M	Otsego	94% White	<a href="http://www.otsegops.org/ms">http://www.otsegops.org/ms</a>
MI	EASTERN WASHTENAW MULTICULTURAL ACADEMY	Charter	E/M/H	Ann Arbor	58% African American, 27% White, 12% Hispanic	<a href="http://ewmacademyk12.org/About.htm">http://ewmacademyk12.org/About.htm</a>
MI	WEST MAPLE ELEMENTARY SCHOOL		E	Bloomfield Hills	86% White	<a href="http://westmaple.birmingham.k12.mi.us/modules/cms/announce.phtml?sessionid=993c120761ce35a5a69d75f92e0087a5">http://westmaple.birmingham.k12.mi.us/modules/cms/announce.phtml?sessionid=993c120761ce35a5a69d75f92e0087a5</a>
MI	OAKLAND INTERNATIONAL ACADEMY-MIDDLE/HIGH	Charter	M/H	Detroit	82% White, 13% African-American	<a href="http://oiacademy.net">http://oiacademy.net</a>
MI	MARVIN L. WINANS ACADEMY OF PERFORMING ARTS ELEM.	Public Charter	E	Detroit	100% African American	<a href="http://www.winans.spfs.k12.mi.us/elementary.php">http://www.winans.spfs.k12.mi.us/elementary.php</a>
MI	BLANCHE KELSO BRUCE ACADEMY-CONNOR	Public Charter	M/H	Detroit	98% African American	<a href="http://www.bkbacademy.org">http://www.bkbacademy.org</a>

State	School Name	Type of School	E/M/H	City	Race	URL
MI	CHIPPEWA HILLS INTERMEDIATE SCHOOL		M/H	Remus	87% White	<a href="http://www.chsd.us/is/">http://www.chsd.us/is/</a>
MI	OSCAR A. CARLSON HIGH SCHOOL		H	Woodhaven	82% White	<a href="http://www.gibdist.net/gibdist/schools/Carlson">http://www.gibdist.net/gibdist/schools/Carlson</a>
MI	LUTHER L. WRIGHT HIGH SCHOOL		H	Ironwood	98% White	<a href="http://www.ironwood.k12.mi.us/index.php/ll-wright">http://www.ironwood.k12.mi.us/index.php/ll-wright</a>
MI	JACKSON PARK INTERMEDIATE		M	Wyoming	39% Hispanic, 39% White	<a href="http://www.wyoming.k12.mi.us/012/">http://www.wyoming.k12.mi.us/012/</a>
MI	JENISON JUNIOR HIGH SCHOOL		M	Jenison	85% White	<a href="http://www.jpsonline.org/index.php?option=com_content&amp;view=category&amp;layout=blog&amp;id=52&amp;Itemid=214">http://www.jpsonline.org/index.php?option=com_content&amp;view=category&amp;layout=blog&amp;id=52&amp;Itemid=214</a>
MI	JENISON HIGH SCHOOL		H	Jenison	87% White	<a href="http://www.jpsonline.org/index.php?option=com_content&amp;view=article&amp;id=148:welcome-to-jenison-high-school&amp;catid=58:hs-front-page&amp;Itemid=44">http://www.jpsonline.org/index.php?option=com_content&amp;view=article&amp;id=148:welcome-to-jenison-high-school&amp;catid=58:hs-front-page&amp;Itemid=44</a>
MI	YPSILANTI HIGH SCHOOL		H	Ypsilanti	64% Black, 28% White	<a href="http://www.ycschools.us/our-schools/high-school/">http://www.ycschools.us/our-schools/high-school/</a>
MI	CRESTWOOD HIGH SCHOOL		H	Dearborn Heights	90% White	<a href="http://www.csdm.k12.mi.us/chs/">http://www.csdm.k12.mi.us/chs/</a>
MI	ATHERTON HIGH SCHOOL		M/H	Burton	72% White	<a href="http://www.athertonschools.org/AHS/">http://www.athertonschools.org/AHS/</a>
MI	CARNEY-NADEAU SCHOOL		E/M/H	Carney	90% White	<a href="http://www.cnps.us/">http://www.cnps.us/</a>
MI	RAINBOW ELEMENTARY SCHOOL		E	Clinton Township	49% White, 37% Black	<a href="http://seatwaitingforyou.com/rainbow-elementary/">http://seatwaitingforyou.com/rainbow-elementary/</a>
MI	BESSIE B. BAKER SCHOOL		E/M/H	Wayland	90% White	<a href="http://web2.wayland.k12.mi.us/">http://web2.wayland.k12.mi.us/</a>
MI	ORCHARD LAKE MIDDLE SCHOOL		M	West Bloomfield	44% White, 39% Black	<a href="http://wbsd.schoolwires.net/Domain/10">http://wbsd.schoolwires.net/Domain/10</a>
MI	GLADWIN HIGH SCHOOL		H	Gladwin	95% White	<a href="http://www.gladwinschools.net/index.php?option=com_content&amp;view=article&amp;id=184&amp;Itemid=83">http://www.gladwinschools.net/index.php?option=com_content&amp;view=article&amp;id=184&amp;Itemid=83</a>
MI	KALKASKA HIGH SCHOOL		H	Kalkaska	94% White	<a href="http://www.kpschools.com/vnews/display.v/ART/46aa22f48ad52">http://www.kpschools.com/vnews/display.v/ART/46aa22f48ad52</a>
MI	LAINGSBURG HIGH SCHOOL		H	Laingsburg	95% White	<a href="http://www.laingsburg.k12.mi.us/hs-main.php">http://www.laingsburg.k12.mi.us/hs-main.php</a>
MI	MT. PLEASANT SENIOR HIGH SCHOOL		H	Mount Pleasant	79% White	<a href="http://www.mpoilers.com/">http://www.mpoilers.com/</a>
MN	BATTLE CREEK MIDDLE	Dual academy	M	St Paul	38% Asian, 30% Black, 16% Hispanic	<a href="http://bcms.spps.org/">http://bcms.spps.org/</a>
MN	AURORA MIDDLE SCHOOL	Charter	E	Minneapolis	98% Hispanic	<a href="http://www.auroracharterschool.com">http://www.auroracharterschool.com</a>
MN	MINNEAPOLIS ACADEMY CHARTER SCHOOL	CHARTER/ Dual academy	M	Minneapolis	54% Hispanic, 19% Black	<a href="http://www.mplsacademy.org/#!about-us/c1se">http://www.mplsacademy.org/#!about-us/c1se</a>
MN	BATTLE LAKE SECONDARY		M	Battle Lake	93% White	<a href="http://www.battlelake.k12.mn.us/">http://www.battlelake.k12.mn.us/</a>
MN	ROBERT J. ELKINGTON MIDDLE SCHOOL		M	Grand Rapids	90% White	<a href="http://www.robertjelkingtonms.new.rschooldtoday.com">http://www.robertjelkingtonms.new.rschooldtoday.com</a>
MN	NORTH SENIOR HIGH		H	North St. Paul	63% White, 14% Asian, 12% Black	<a href="http://www.isd622.org/NORTH">http://www.isd622.org/NORTH</a>

State	School Name	Type of School	E/M/H	City	Race	URL
MN	CARVER ALC - school 0020		H	Chaska	64% white, 19% Hispanic	no website
MN	GREENBUSH-MIDDLE RIVER SENIOR HIGH		H	Greenbush	99% white	<a href="http://www.middleriver.k12.mn.us/site/default.aspx?PageID=1">http://www.middleriver.k12.mn.us/site/default.aspx?PageID=1</a>
MN	CEDAR MOUNTAIN SECONDARY		M/H	Morgan	86% white	<a href="http://www.cms.mntm.org/site/default.aspx?PageID=1">http://www.cms.mntm.org/site/default.aspx?PageID=1</a>
MN	KASSON-MANTORVILLE MIDDLE SCHOOL		M	Kasson	93% white	<a href="http://www.kassonmm.new.rschoolday.com/">http://www.kassonmm.new.rschoolday.com/</a>
MN	CARVER ELEMENTARY		E	Maplewood	52% White, 16% Hispanic	<a href="http://www.isd622.org/carver">http://www.isd622.org/carver</a>
MN	TARTAN SENIOR HIGH		H	Oakdale	67% White	<a href="http://www.isd622.org/tartan">http://www.isd622.org/tartan</a>
MN	GOLDEN LAKE ELEMENTARY		E	Circle Pines	69% White	<a href="http://www.isd12.org/schools/elementary-schools/golden-lake-elementary">http://www.isd12.org/schools/elementary-schools/golden-lake-elementary</a>
MN	KENNEDY SECONDARY SCHOOL		M/H	Fergus Falls	93% White	<a href="http://www.fergusfalls.k12.mn.us/?cat=3106">http://www.fergusfalls.k12.mn.us/?cat=3106</a>
MN	RED WING SENIOR HIGH		H	Red Wing	86% White	<a href="http://redwing.k12.mn.us/page/3024?x=redwing_hs_banner">http://redwing.k12.mn.us/page/3024?x=redwing_hs_banner</a>
MN	WILLMAR MIDDLE SCHOOL		M	Willmar	60% White, 30% Hispanic	<a href="http://www.willmar.k12.mn.us/ms">http://www.willmar.k12.mn.us/ms</a>
MN	MENAHGA SECONDARY		M/H	Menahga	97% White	<a href="http://www.menahga.k12.mn.us/">http://www.menahga.k12.mn.us/</a>
MN	NEW LONDON-SPICER SR.		H	New London	95% White	<a href="http://www.nls.k12.mn.us/schools/highschool/">http://www.nls.k12.mn.us/schools/highschool/</a>
MN	WILLMAR SENIOR HIGH		H	Willmar	73% White	<a href="http://www.willmar.k12.mn.us/srhigh">http://www.willmar.k12.mn.us/srhigh</a>
MO	CHILLICOTHE MIDDLE		M	Chillicothe	93% White	<a href="http://www.chillicotheschools.org/CMS.shtml">http://www.chillicotheschools.org/CMS.shtml</a>
MO	NIXA JUNIOR HIGH		M	Nixa	89% white	<a href="http://www.nixajuniorhigh.net/pages/Nixa_Junior_High/About_NJHS">http://www.nixajuniorhigh.net/pages/Nixa_Junior_High/About_NJHS</a>
MO	LEE A. TOLBERT COM. ACADEMY	Charter	E	Kansas City	96% black	<a href="http://www.tolbertacademy.org/">http://www.tolbertacademy.org/</a>
MO	ROSS ELEM.		E	St. Louis	56%white	<a href="http://www.edline.net/pages/Ross_Elementary">http://www.edline.net/pages/Ross_Elementary</a>
MO	NORMANDY HIGH		H	St. Louis	98% Black	<a href="http://www.normandy.k12.mo.us/Default.asp%3FL%3D0%26LMID%3D%26PN%3DSchools%26DivisionID%3D%26DepartmentID%3D%26SubP%3DSchool%26SchoolID%3D3061">http://www.normandy.k12.mo.us/Default.asp%3FL%3D0%26LMID%3D%26PN%3DSchools%26DivisionID%3D%26DepartmentID%3D%26SubP%3DSchool%26SchoolID%3D3061</a>
MO	PLATO HIGH		H	Plato	96% White	<a href="http://www.plato.k12.mo.us/PLATO%20WEBSITE/High%20School.html">http://www.plato.k12.mo.us/PLATO%20WEBSITE/High%20School.html</a>
MO	HARRISONVILLE MIDDLE		M	Harrisonville	96% White	<a href="http://harrisonvilleschools.schoolwires.net/Page/15">http://harrisonvilleschools.schoolwires.net/Page/15</a>
MO	CARMAN TRAILS ELEM.		E	Manchester	60% White, 14% Hispanic, 11% Asian	<a href="http://www.pkwy.k12.mo.us/carman/gradeLevels.cfm">http://www.pkwy.k12.mo.us/carman/gradeLevels.cfm</a>
MO	CHILLICOTHE HIGH		H	Chillicothe	78% White	<a href="http://www.chillicotheschools.org/CR2CHS.shtml">http://www.chillicotheschools.org/CR2CHS.shtml</a>
MO	GAINESVILLE HIGH		H	Gainesville	98% White	<a href="http://gainesville.mo.schoolwebpages.com/education/school/school.php?sectionid=2">http://gainesville.mo.schoolwebpages.com/education/school/school.php?sectionid=2</a>



State	School Name	Type of School	E/M/H	City	Race	URL
MO	COOTER HIGH		H	Cooter	99% white	<a href="http://cooter.k12.mo.us/">http://cooter.k12.mo.us/</a>
MO	EL DORADO SPRINGS MIDDLE		M	El Dorado Springs	98% white	<a href="https://sites.google.com/a/mail.eldo.k12.mo.us/el-dorado-springs-schools/">https://sites.google.com/a/mail.eldo.k12.mo.us/el-dorado-springs-schools/</a>
MO	FAIR GROVE HIGH		H	Fair Grove	97% white	<a href="https://www.fairgrove.k12.mo.us/applications/web_cms/index.php?siteid=3">https://www.fairgrove.k12.mo.us/applications/web_cms/index.php?siteid=3</a>
MO	FAIR PLAY HIGH		H	Fair Play	96% white	<a href="http://www.fairplay.k12.mo.us/">http://www.fairplay.k12.mo.us/</a>
MO	PATTONSBURG HIGH		H	Pattonsburg	100% white	<a href="http://www.pattonsburg.k12.mo.us/">http://www.pattonsburg.k12.mo.us/</a>
MO	TINA-AVALON HIGH		H	Tina	100% white	<a href="http://tinaavalon.k12.mo.us/">http://tinaavalon.k12.mo.us/</a>
MO	MIDWAY HIGH		H	Cleveland	95% white	<a href="http://www.midwayk12.net/">http://www.midwayk12.net/</a>
MO	UNIVERSITY ACADEMY-MIDDLE	Charter	M	Kansas City	96% Black	<a href="http://www.universityacademy.org/contentm/easy_pages/view.php?page_id=146&amp;sid=1&amp;menu_id=18">http://www.universityacademy.org/contentm/easy_pages/view.php?page_id=146&amp;sid=1&amp;menu_id=18</a>
MO	CENTRALIA HIGH		H	Centralia	98% White	<a href="http://www.centralia.k12.mo.us/index.php/main-menu-district-schools/main-menu-district-chs">http://www.centralia.k12.mo.us/index.php/main-menu-district-schools/main-menu-district-chs</a>
MO	OZARK HIGH		H	Ozark	92% White	<a href="http://www.ozark.k12.mo.us/Domain/14">http://www.ozark.k12.mo.us/Domain/14</a>
MO	BELTON HIGH		H	Belton	77% White	<a href="http://www.beltonschools.org/Page/79">http://www.beltonschools.org/Page/79</a>
MS	LAWNDALE ELEMENTARY SCHOOL		E	Tupelo	56% black, 36% white	<a href="http://www.tupeloschools.com/lawndale">http://www.tupeloschools.com/lawndale</a>
MS	VICKSBURG INTERMEDIATE		M	Vicksburg	79% black	<a href="http://www.vwsd.k12.ms.us/schools/vim/index.htm">http://www.vwsd.k12.ms.us/schools/vim/index.htm</a>
MS	HIGHLAND BLUFF ELEMENTARY		E	Brandon	78% White	<a href="http://www.rcsd.ms/Domain/20">http://www.rcsd.ms/Domain/20</a>
MS	MIDDLE SCHOOL OF POPLARVILLE		M	Poplarville	84% White, 15% Black	<a href="http://www.mde.k12.ms.us/Locations?District=81">http://www.mde.k12.ms.us/Locations?District=81</a>
MS	PONTOTOC HIGH SCHOOL		H	Pontotoc	65% white, 30% black	<a href="http://www.pontotoc.k12.ms.us/">http://www.pontotoc.k12.ms.us/</a>
MS	JOSEPH L FRAZIER PRIMARY SCHOOL		E	Natchez	85% Black	<a href="http://www.natchezschools.org/index.php/schools/frazier/">http://www.natchezschools.org/index.php/schools/frazier/</a>
MS	JEFFERSON MIDDLE SCHOOL		M	Columbia	52% White, 45% Black	<a href="http://www.columbiaschools.org/schools/middle/">http://www.columbiaschools.org/schools/middle/</a>
MS	CRYSTAL SPRINGS HIGH SCHOOL		H	Crystal Springs	97% Black	<a href="http://cshs.ccsd.schoolfusion.us/?sessionid=da09dbebd1df8649b871bdd2508c681c&amp;t">http://cshs.ccsd.schoolfusion.us/?sessionid=da09dbebd1df8649b871bdd2508c681c&amp;t</a>
MT	COLUMBIA FALLS HIGH SCHL		H	Columbia Falls	89% white	<a href="http://www.sd6.k12.mt.us/">http://www.sd6.k12.mt.us/</a>
MT	BEAVERHEAD CO HIGH SCHOOL		H	Dillon	92% White	<a href="http://bchsm.schoolwires.com/site/default.aspx">http://bchsm.schoolwires.com/site/default.aspx</a>
MT	GARDINER SCHOOL		E	Gardiner	95% white	<a href="http://www.gardinerpublicschools.org/">http://www.gardinerpublicschools.org/</a>
MT	WEST YELLOWSTONE 7-8		M	West Yellowstone	81% white	<a href="http://westyellowstone.k12.mt.us/">http://westyellowstone.k12.mt.us/</a>
MT	GREAT FALLS HIGH SCHOOL		H	Great Falls	78% White, 15% American Indian	<a href="http://gfps.k12.mt.us/Schools/GreatFallsHigh/gfh/">http://gfps.k12.mt.us/Schools/GreatFallsHigh/gfh/</a>

State	School Name	Type of School	E/M/H	City	Race	URL
NC	DAVID W BUTLER HIGH		H	Matthews	46% white; 30% black	<a href="http://schools.cms.k12.nc.us/butlerHS/Pages/Default.aspx">http://schools.cms.k12.nc.us/butlerHS/Pages/Default.aspx</a>
NC	MYERS PARK HIGH		H	Charlotte	57% white, 27% black	<a href="http://schools.cms.k12.nc.us/myersparkHS/Pages/Default.aspx">http://schools.cms.k12.nc.us/myersparkHS/Pages/Default.aspx</a>
NC	CATAWBA VALLEY EARLY COLLEGE H		H	Southwest, Hickory	49% white, 21% Asian, 20% Hispanic	<a href="http://www.catawbaschools.net/schools/Challenger/default.aspx">http://www.catawbaschools.net/schools/Challenger/default.aspx</a>
NC	KIMBERLEY PARK ELEMENTARY		E	Winsten Salem	68% black, 29% Hispanic	<a href="http://www.wsfcs.k12.nc.us/Domain/4409">http://www.wsfcs.k12.nc.us/Domain/4409</a>
NC	INDEPENDENCE HIGH SCHOOL		H	Charlotte	37% white, 24% black, 21% Hispanic	<a href="http://schools.cms.k12.nc.us/independenceHS/Pages/Default.aspx">http://schools.cms.k12.nc.us/independenceHS/Pages/Default.aspx</a>
NC	ARDREY KELL HIGH		H	Charlotte	64% white, 14% black, 13% asian	<a href="http://campus.cherrycreekschools.org/Pages/default.aspx">http://campus.cherrycreekschools.org/Pages/default.aspx</a>
NC	EAST MECKLENBURG HIGH		H	Charlotte	46% Black, 23% White, 19% Hispanic	<a href="http://schools.cms.k12.nc.us/eastmecklenburgHS/Pages/AboutOurSchool.aspx">http://schools.cms.k12.nc.us/eastmecklenburgHS/Pages/AboutOurSchool.aspx</a>
NC	HOPEWELL HIGH		H	Huntersville	47% Black, 36% White	<a href="http://schools.cms.k12.nc.us/hopewellHS/Pages/Default.aspx">http://schools.cms.k12.nc.us/hopewellHS/Pages/Default.aspx</a>
NC	ASHEVILLE MIDDLE		M	Asheville	54% White, 32% Black	<a href="http://ams.ashevillecityschools.net/pages/Asheville_Middle_School_Info">http://ams.ashevillecityschools.net/pages/Asheville_Middle_School_Info</a>
NC	SOUTH MECKLENBURG HIGH		H	Charlotte	42% white, 28% black, 24% Hispanic	<a href="http://schools.cms.k12.nc.us/southmecklenburgHS/Pages/Default.aspx">http://schools.cms.k12.nc.us/southmecklenburgHS/Pages/Default.aspx</a>
NC	PROVIDENCE HIGH		H	Charlotte	73% white	<a href="http://schools.cms.k12.nc.us/providenceHS/Pages/Default.aspx">http://schools.cms.k12.nc.us/providenceHS/Pages/Default.aspx</a>
NC	WEST CHARLOTTE HIGH		H	Charlotte NC	87% Black	<a href="http://schools.cms.k12.nc.us/westcharlotteHS/Pages/Default.aspx">http://schools.cms.k12.nc.us/westcharlotteHS/Pages/Default.aspx</a>
NC	MALLARD CREEK HIGH		H	Charlotte NC	61% Black	<a href="http://schools.cms.k12.nc.us/mallardcreekHS/Pages/Default.aspx">http://schools.cms.k12.nc.us/mallardcreekHS/Pages/Default.aspx</a>
NC	NORTH MECKLENBURG HIGH		H	Huntersville	58% black, 20% white, 14% Hispanic	<a href="http://schools.cms.k12.nc.us/northmecklenburgHS/Pages/Default.aspx">http://schools.cms.k12.nc.us/northmecklenburgHS/Pages/Default.aspx</a>
NC	WEST MECKLENBURG HIGH		H	Charlotte	63% Black, 17% Hispanic	<a href="http://schools.cms.k12.nc.us/westmecklenburgHS/Pages/Default.aspx">http://schools.cms.k12.nc.us/westmecklenburgHS/Pages/Default.aspx</a>
NC	WA HOUGH HIGH SCHOOL		H	Cornelius	77% White, 12% Black	<a href="http://schools.cms.k12.nc.us/williamamoshoughHS/Pages/Default.aspx">http://schools.cms.k12.nc.us/williamamoshoughHS/Pages/Default.aspx</a>
NC	Cherokee Central Middle School		M	Cherokee	no info available	<a href="http://cherokeecentral.sharpschool.com/our_schools/middle_school/">http://cherokeecentral.sharpschool.com/our_schools/middle_school/</a>
NC	HARDING UNIVERSITY HIGH		H	Charlotte	70% Black, 22% Hispanic	<a href="http://schools.cms.k12.nc.us/hardinguniversityHS/Pages/Default.aspx">http://schools.cms.k12.nc.us/hardinguniversityHS/Pages/Default.aspx</a>
NC	MORGAN SCHOOL	Boarding and day school	M	Burnsville	71% White, 17% Asian/Pacific Islander, 13% Black	<a href="http://www.arthurmorganschool.org/#">http://www.arthurmorganschool.org/#</a>
NC	KENNEDY CHARTER	Charter	E/M/H	Charlotte	93% black	<a href="http://www.kennedycharter.org/">http://www.kennedycharter.org/</a>
NC	TORCHLIGHT ACADEMY	Charter	E	Raleigh	75% Black	<a href="http://tlaedu.org/about-us/">http://tlaedu.org/about-us/</a>
NC	KIPP: CHARLOTTE	Charter	M	Charlotte	93% Black	<a href="http://kippcharlotte.org/index.php/about">http://kippcharlotte.org/index.php/about</a>

State	School Name	Type of School	E/M/H	City	Race	URL
NC	J B PAGE ELEMENTARY		E	Belmont	81% White, 7% Black, 6% Asian	<a href="http://www.gaston.k12.nc.us/schools/page/schoolinfo/Pages/welcome.aspx">http://www.gaston.k12.nc.us/schools/page/schoolinfo/Pages/welcome.aspx</a>
NC	NORTHWEST SCHOOL OF THE ARTS		MH	Charlotte	50% Black, 37% White	<a href="http://schools.cms.k12.nc.us/northwestHS/Pages/Default.aspx">http://schools.cms.k12.nc.us/northwestHS/Pages/Default.aspx</a>
NC	HAWTHORNE HIGH		H	Charlotte	78% Black, 16% Hispanic	<a href="http://www.cms.k12.nc.us/Pages/default.aspx">http://www.cms.k12.nc.us/Pages/default.aspx</a>
NC	ROCKY RIVER HIGH		H	Charlotte	62% Black, 20% Hispanic, 11% White	<a href="http://schools.cms.k12.nc.us/rockyriverHS/Pages/Default.aspx">http://schools.cms.k12.nc.us/rockyriverHS/Pages/Default.aspx</a>
NC	CEDAR RIDGE HIGH		H	Hillsborough	69% white, 13% hispanic, 13% black	<a href="http://www.orange.k12.nc.us/crhs/default.htm">http://www.orange.k12.nc.us/crhs/default.htm</a>
NC	KONNOAK ELEMENTARY		E	Winston-Salem	48% Hispanic, 34% Black, 14% White	<a href="http://www.wsfcs.k12.nc.us/Domain/4521">http://www.wsfcs.k12.nc.us/Domain/4521</a>
NC	LAKE NORMAN CHARTER	Charter	M/H	Huntersville	79% white	<a href="http://www.Incharter.org/pages/Lake_Norman_Charter">http://www.Incharter.org/pages/Lake_Norman_Charter</a>
NC	METRO SCHOOL		E/M/H	Charlotte	52% black, 32% white	<a href="http://merlotsart.com/calendar/">merlotsart.com/calendar/</a>
NC	FREEDOM HIGH SCHOOL		H	Morganton	65% White, 15% Black	<a href="http://www.burke.k12.nc.us/schools/fhs/Pages/Home.aspx">http://www.burke.k12.nc.us/schools/fhs/Pages/Home.aspx</a>
NC	ZEBULON B VANCE HIGH		H	Charlotte	66% Black, 25% Hispanic	<a href="http://schools.cms.k12.nc.us/vanceHS/Pages/Default.aspx">http://schools.cms.k12.nc.us/vanceHS/Pages/Default.aspx</a>
NC	OLYMPIC RENAISSANCE		H	Charlotte	36% White, 33% Black, 22% Hispanic	<a href="http://schools.cms.k12.nc.us/renaissanceOHS/Pages/Default.aspx">http://schools.cms.k12.nc.us/renaissanceOHS/Pages/Default.aspx</a>
NC	OLYMPIC - MATH ENGRG TECHNOLOGY & SCIENCE		H	Charlotte	46% White, 29% Black, 15% Hispanic	<a href="http://schools.cms.k12.nc.us/metsOHS/Pages/Default.aspx">http://schools.cms.k12.nc.us/metsOHS/Pages/Default.aspx</a>
NC	GARINGER - LEADERSHIP AND PUBLIC SVC		H	Charlotte	69% Black, 22% Asian	<a href="http://schools.cms.k12.nc.us/garingerHS/Pages/Default.aspx">http://schools.cms.k12.nc.us/garingerHS/Pages/Default.aspx</a>
NC	LELAND MIDDLE		M	Leland	54% White, 27% Black	<a href="http://www.bcswan.net/education/school/school.php?sectionid=8">http://www.bcswan.net/education/school/school.php?sectionid=8</a>
NC	JAMES KENAN HIGH		H	Warsaw	44% Black, 37% Hispanic	<a href="http://www.duplinschools.net/domain/393">http://www.duplinschools.net/domain/393</a>
NC	ALLENBROOK ELEMENTARY		E	Charlotte	72% Black	<a href="http://schools.cms.k12.nc.us/allenbrookES/Pages/Default.aspx">http://schools.cms.k12.nc.us/allenbrookES/Pages/Default.aspx</a>
NC	THOMASBORO ACADEMY		E/M	Charlotte	71% Black	<a href="http://schools.cms.k12.nc.us/thomasboroES/Pages/Default.aspx">http://schools.cms.k12.nc.us/thomasboroES/Pages/Default.aspx</a>
NC	PHILLIP O BERRY ACADEMY OF TECHNOLOGY	Technology Magnet	H	Charlotte	76% Black	<a href="http://schools.cms.k12.nc.us/phillipoberryHS/Pages/Default.aspx">http://schools.cms.k12.nc.us/phillipoberryHS/Pages/Default.aspx</a>
NC	GARINGER - MATH & SCIENCE	charter	H	Charlotte	59% Black, 25% Hispanic	<a href="http://schools.cms.k12.nc.us/garingerHS/Pages/Default.aspx">http://schools.cms.k12.nc.us/garingerHS/Pages/Default.aspx</a>
NC	MARIE G DAVIS MILITARY AND GLOBAL	Military and Global focus	E/M/H	Charlotte	57% Black, 28% Hispanic	<a href="http://schools.cms.k12.nc.us/mglaMGDHS/Pages/Default.aspx">http://schools.cms.k12.nc.us/mglaMGDHS/Pages/Default.aspx</a>
NC	POLK COUNTY HIGH		H	Columbus	83% White	<a href="http://pchs.polkschools.org/">http://pchs.polkschools.org/</a>
NC	J F WEBB HIGH		H	Oxford	57% Black, 33% White	<a href="http://www.gcs.k12.nc.us/Domain/629">http://www.gcs.k12.nc.us/Domain/629</a>

State	School Name	Type of School	E/M/H	City	Race	URL
NC	COCHRANE COLLEGIATE ACADEMY		MH	Charlotte	58% Black, 36% Hispanic	<a href="http://schools.cms.k12.nc.us/cochraneMS/Pages/Default.aspx">http://schools.cms.k12.nc.us/cochraneMS/Pages/Default.aspx</a>
NC	REID PARK ACADEMY		EM	Charlotte	91% Black	<a href="http://schools.cms.k12.nc.us/reidparkES/Pages/Default.aspx">http://schools.cms.k12.nc.us/reidparkES/Pages/Default.aspx</a>
NC	OAKDALE ELEMENTARY		E	Charlotte	73% Black	<a href="http://schools.cms.k12.nc.us/oakdaleES/Pages/Default.aspx">http://schools.cms.k12.nc.us/oakdaleES/Pages/Default.aspx</a>
NC	RAMA ROAD ELEMENTARY		E	Charlotte	53% Black, 24% Hispanic	<a href="http://schools.cms.k12.nc.us/ramaroadES/Pages/Default.aspx">http://schools.cms.k12.nc.us/ramaroadES/Pages/Default.aspx</a>
NC	RANSON MIDDLE		M	Charlotte	74% Black, 17% Hispanic	<a href="http://schools.cms.k12.nc.us/ransonMS/Pages/Default.aspx">http://schools.cms.k12.nc.us/ransonMS/Pages/Default.aspx</a>
NC	SELWYN ELEMENTARY		E	Charlotte	76% White, 13% Black	<a href="http://schools.cms.k12.nc.us/selwynES/Pages/Default.aspx">http://schools.cms.k12.nc.us/selwynES/Pages/Default.aspx</a>
NC	MCKEE ROAD ELEMENTARY		E	Charlotte	71% White, 10% Black, 9% Asian	<a href="http://schools.cms.k12.nc.us/mckeeroadES/Pages/Default.aspx">http://schools.cms.k12.nc.us/mckeeroadES/Pages/Default.aspx</a>
NC	PERFORMANCE LEARNING		H	Durham	62% Black, 26% Hispanic	<a href="http://schools.cms.k12.nc.us/plcHS/Pages/Default.aspx">http://schools.cms.k12.nc.us/plcHS/Pages/Default.aspx</a>
NC	GARINGER - NEW TECHNOLOGY		H	Charlotte	56% Black, 29% Hispanic	<a href="http://schools.cms.k12.nc.us/garingerHS/Pages/Default.aspx">http://schools.cms.k12.nc.us/garingerHS/Pages/Default.aspx</a>
NC	WINGET PARK ELEM		E	Charlotte	40% White, 34% Black, 18% Hispanic	<a href="http://schools.cms.k12.nc.us/wingetparkES/Pages/Default.aspx">http://schools.cms.k12.nc.us/wingetparkES/Pages/Default.aspx</a>
NC	OLYMPIC - BIOTECHNOLOGY HEALTH		H	Charlotte	50% Black, 21% Hispanic, 18% White	<a href="http://schools.cms.k12.nc.us/bhpaOHS/Pages/Default.aspx">http://schools.cms.k12.nc.us/bhpaOHS/Pages/Default.aspx</a>
NC	DALTON MCMICHAEL HIGH		H	Mayodan	71% White, 12% Hispanic, 11% Black	<a href="http://www.rock.k12.nc.us/dmhs">http://www.rock.k12.nc.us/dmhs</a>
ND	FORT YATES MIDDLE SCHOOL		M	Fort Yates	99% American Indian/Alaska Native	<a href="http://www.fort-yates.k12.nd.us">http://www.fort-yates.k12.nd.us</a>
ND	DUNSEITH HIGH SCHOOL		H	Dunseith	94% American Indian	<a href="http://www.dunseith.k12.nd.us/">http://www.dunseith.k12.nd.us/</a>
NE	YORK HIGH SCHOOL		H	York	85% White, 8% Hispanic	<a href="http://york.ne.yph.schoolinsites.com/">http://york.ne.yph.schoolinsites.com/</a>
NH	GOSHEN-LEMPSTER COOPERATIVE SCHOOL		E/M	Lempster	98% White	<a href="http://www.sau71.org/">http://www.sau71.org/</a>
NJ	WOODROW WILSON HIGH		H	Camden	62% Hispanic, 36% Black	<a href="http://www.wwhsnj.org/vision_statement.jsp">http://www.wwhsnj.org/vision_statement.jsp</a>
NJ	RILETTA CREAM ELEM SCHOOL		E	Camden	66% black; 33% Hispanic	<a href="http://www.rtremschool.org">http://www.rtremschool.org</a>
NJ	MARION P THOMAS CS	Charter	E/M	Newark	95% black	<a href="http://www.mptcs.org/">http://www.mptcs.org/</a>
NJ	EAST CAMDEN MIDDLE		M	Camden	53% Hispanic	<a href="http://www.camden.k12.nj.us/S/ECMS/">http://www.camden.k12.nj.us/S/ECMS/</a>
NJ	CHESTNUT RIDGE MIDDLE		M	Sewell	86% White	<a href="http://www.wtps.org/crms/">http://www.wtps.org/crms/</a>
NJ	ORCHARD VALLEY MIDDLE		M	Sewell	76% White	<a href="http://www.wtps.org/OVMS/">http://www.wtps.org/OVMS/</a>
NM	SANTA TERESA MIDDLE		M	Santa Teresa	97% Hispanic	<a href="http://stms.gisd.k12.nm.us/">http://stms.gisd.k12.nm.us/</a>

State	School Name	Type of School	E/M/H	City	Race	URL
NM	MESA VIEW MIDDLE SCHOOL		M	Farmington	39% White, 36% Hispanic, 23% American Indian/Alaska Native	<a href="http://mesaview.fms.k12.nm.us/">http://mesaview.fms.k12.nm.us/</a>
NM	INDEPENDENCE HIGH SCHOOL		H	Rio Rancho	50% Hispanic, 37% White	<a href="http://independence.rpps.net/?sessionid=9237dae1067a1b992115b928a36bd311c&amp;t">http://independence.rpps.net/?sessionid=9237dae1067a1b992115b928a36bd311c&amp;t</a>
NM	BELEN HIGH		H	Belen	71% Hispanic, 24% White	<a href="http://bhs.beleneagles.org/">http://bhs.beleneagles.org/</a>
NM	Los Puentes Charter School	Charter	M/H	Albuquerque	80% Hispanic, 13% White	<a href="http://lospuentes.org/">http://lospuentes.org/</a>
NV	RUBEN P DIAZ ELEMENTARY SCHOOL		E	Las Vegas	81% Hispanic	<a href="http://schools.ccsd.net/diaz/">http://schools.ccsd.net/diaz/</a>
NV	MANUEL J CORTEZ ELEMENTARY SCHOOL	Dual academy	E	Las Vegas	80% Black	<a href="http://schools.ccsd.net/cortez/">http://schools.ccsd.net/cortez/</a>
NV	SUNRISE ACRES ELEMENTARY SCHOOL		E	Las Vegas	83% Hispanic	<a href="http://schools.ccsd.net/sunrise/">http://schools.ccsd.net/sunrise/</a>
NV	JOSEPH M NEAL ELEMENTARY SCHOOL		E	Las Vegas	44% White, 30% Hispanic	<a href="http://schools.ccsd.net/neal">http://schools.ccsd.net/neal</a>
NY	JOHNSON CITY MIDDLE SCHOOL		M	Johnson City	69% white	<a href="http://www.jcschools.com/schools/middleschool.asp">http://www.jcschools.com/schools/middleschool.asp</a>
NY	RAYMOND C BUCKLEY ELEMENTARY SCHOOL		E	Lansing	87% White	<a href="http://www.lcsd.k12.ny.us/Domain/244">http://www.lcsd.k12.ny.us/Domain/244</a>
NY	BENNETT HIGH SCHOOL		H	Buffalo	84% black	<a href="http://www.buffaloschools.org/bennett.cfm">http://www.buffaloschools.org/bennett.cfm</a>
NY	RENSELAER JUNIOR/SENIOR HIGH SCHOOL		M/H	Rensselaer	68% white, 14% black	<a href="http://www.edlinesites.net/pages/RJSHS">http://www.edlinesites.net/pages/RJSHS</a>
NY	FUTURE LEADERS INSTITUTE CHARTER SCHOOL	charter	E/M	New York	86% Black	<a href="http://www.futureleadersinstitute.org/">http://www.futureleadersinstitute.org/</a>
NY	SUMMIT ACADEMY CHARTER SCHOOL	charter	M	New York	63% Black, 32% Hispanic	<a href="http://www.summitacademycharterschool.org/">http://www.summitacademycharterschool.org/</a>
NY	FABIUS-POMPEY MIDDLE SCHOOL HIGH SCHOOL		M/H	Fabius	96% White	<a href="http://www.fabiuspompey.org/">http://www.fabiuspompey.org/</a>
NY	CLARY MIDDLE SCHOOL		M	Syracuse	72% Black	<a href="http://www.syracusecityschools.com/districtpage.cfm?pageid=195">http://www.syracusecityschools.com/districtpage.cfm?pageid=195</a>
NY	MARTHA BROWN MIDDLE SCHOOL		M	Fairport	88% White	<a href="http://www.fairport.org/MarthaBrown.cfm">http://www.fairport.org/MarthaBrown.cfm</a>
NY	MINERVA DELAND SCHOOL		H (9th grade only)	Fairport	90% White	<a href="http://www.fairport.org/MinervaDeland.cfm">http://www.fairport.org/MinervaDeland.cfm</a>
OH	WITHROW UNIVERSITY HIGH SCHOOL		H	Cincinnati	89% Black	<a href="http://withrow.cps-k12.org/">http://withrow.cps-k12.org/</a>
OH	COLUMBUS INTERMEDIATE SCHOOL		M (grade 4-6)	Bedford Heights	85% black	<a href="http://www.bedford.k12.oh.us/school_home.aspx?schoolid=3">http://www.bedford.k12.oh.us/school_home.aspx?schoolid=3</a>
OH	KNIGHT ACADEMY		M	Toledo	80% black	<a href="http://theknightacademy.org/">http://theknightacademy.org/</a>

State	School Name	Type of School	E/M/H	City	Race	URL
OH	DOHN COMMUNITY	Charter	H	Cincinnati	100% Black	<a href="http://www.dohnschool.org/">http://www.dohnschool.org/</a>
OH	CARYLWOOD INTERMEDIATE SCHOOL		M	Bedford	77% Black, 14% White	<a href="http://www.bedford.k12.oh.us/school_home.aspx?schoolid=4">http://www.bedford.k12.oh.us/school_home.aspx?schoolid=4</a>
OH	HANBY BUILDING ELEMENTARY SCHOOL	magnet	E	Westerville	73% white	<a href="http://www.westerville.k12.oh.us/school_home.aspx?schoolID=14">http://www.westerville.k12.oh.us/school_home.aspx?schoolID=14</a>
OH	ELM STREET ELEMENTARY SCHOOL		E	Painesville	58% hispanic, 19% white, 14% black	<a href="http://www.painesville-city.k12.oh.us/elmst.elementary_home.aspx">http://www.painesville-city.k12.oh.us/elmst.elementary_home.aspx</a>
OH	WESTERN RESERVE HIGH SCHOOL		H	Berlin Center	95% White	<a href="http://www.westernreserve.k12.oh.us/hs.shtml">http://www.westernreserve.k12.oh.us/hs.shtml</a>
OH	LOCKLAND LOCAL MIDDLE SCHOOL		M	Lockland	50% White, 43% Black	<a href="http://www.locklandschools.org/school_home.aspx?schoolid=2">http://www.locklandschools.org/school_home.aspx?schoolid=2</a>
OK	ROOSEVELT MS		M	Oklahoma City	78% Hispanic	<a href="http://okcps.roosevelt.schoolsdesk.net/">http://okcps.roosevelt.schoolsdesk.net/</a>
OK	DEER CREEK MS		M	Edmond	87% white	<a href="http://www.deercreekms.org/">http://www.deercreekms.org/</a>
OK	VANOSS ES		E	Ada	54% white and 38% American Indian	<a href="http://oklahoma.hometownlocator.com/schools/profiles_n_vanoss%20es,z,74820,t,pb,i,1092002.cfm">http://oklahoma.hometownlocator.com/schools/profiles_n_vanoss%20es,z,74820,t,pb,i,1092002.cfm</a>
OK	NORMAN HS		H	Norman	67% White	<a href="http://www.norman.k12.ok.us/index.php?hs-norman">http://www.norman.k12.ok.us/index.php?hs-norman</a>
OK	CANADIAN ES		E	Canadian	54% White, 40% American Indian/Alaskan Native	<a href="http://www.canadian.k12.ok.us/page/5933">http://www.canadian.k12.ok.us/page/5933</a>
OK	GRAND VIEW PUBLIC SCHOOL		E/M	Tahlequah	62% American Indian, 21% white	<a href="http://www.grandviewschool.k12.ok.us/">http://www.grandviewschool.k12.ok.us/</a>
OK	KEOTA ES		E	Keota	63% White, 34% Native American/Alaska Native	<a href="http://www.ok.gov/sde/node/1239">http://www.ok.gov/sde/node/1239</a>
OK	OWASSO 8TH GRADE CTR		M	Owasso	71% White	<a href="http://www.owasso.k12.ok.us/OwassoEighth.cfm">http://www.owasso.k12.ok.us/OwassoEighth.cfm</a>
OK	BENNINGTON ES		E/M	Bennington	50% white, 47% American Indian	<a href="http://www.benningtonschools.org/">http://www.benningtonschools.org/</a>
OK	FRIEND PUBLIC SCHOOL		E/M	Chichasha	64% white	<a href="http://www.friend.k12.ok.us/">http://www.friend.k12.ok.us/</a>
OK	SILO ES		E	Durant	59% white, 26% Indian/Alas	<a href="http://www.siloid.org/">http://www.siloid.org/</a>
OK	SOPER ES		E/M	Soper	47% American Indian, 46% white	<a href="http://soperisd.com/">http://soperisd.com/</a>
OK	HARMONY PUBLIC SCHOOL		EM	Atoka	58% White	<a href="http://www.harmonyyps.org/">http://www.harmonyyps.org/</a>
OK	BURLINGTON ES		E	Burlington	88% White	<a href="http://www.burlingtonschool.com/">http://www.burlingtonschool.com/</a>
OK	CASHION ES		E	Cashion	85% White	<a href="http://ces.cashion.k12.ok.us/">http://ces.cashion.k12.ok.us/</a>
OK	CRAIN ES		E	Clayton	63% White, 33% American Indian	<a href="http://www.clayton.k12.ok.us/page/6423">http://www.clayton.k12.ok.us/page/6423</a>

State	School Name	Type of School	E/M/H	City	Race	URL
OK	FOYIL JHS		M	Foyil	51% White, 41% American Indian	<a href="http://foyl.k12.ok.us/">http://foyl.k12.ok.us/</a>
OK	LAVERNE ES		E	Laverne	67% White, 29% Hispanic	<a href="http://www.laverne.k12.ok.us/page/9811">http://www.laverne.k12.ok.us/page/9811</a>
OK	MARBLE CITY PUBLIC SCHOOL		E/M	Marble City	74% American Indian, 26% white	<a href="http://www.mcps.k12.ok.us/">http://www.mcps.k12.ok.us/</a>
OK	NEW LIMA ES		E	Wewoka	49% White, 29% American Indian	<a href="http://www.newlima.k12.ok.us/page/5257">http://www.newlima.k12.ok.us/page/5257</a>
OK	OKAY ES		E	Okay	47% American Indian, 45% White	<a href="http://okayps.org/Elementary.html">http://okayps.org/Elementary.html</a>
OK	PORUM HS		H	Porum	54% White, 46% American Indian	<a href="http://www.porum.k12.ok.us/index.php?pageID=2009">http://www.porum.k12.ok.us/index.php?pageID=2009</a>
OK	CHEYENNE HS		H	Cheyenne	86% White	<a href="http://www.edline.net/pages/Cheyenne_Public_School">http://www.edline.net/pages/Cheyenne_Public_School</a>
OK	FOYIL ES		E	Foyil	49% White, 32% American Indian	<a href="http://foyl.k12.ok.us/">http://foyl.k12.ok.us/</a>
OK	HAYWOOD PUBLIC SCHOOL		E	Maclester	55% White, 40% American Indian	<a href="http://www.haywood.k12.ok.us/">http://www.haywood.k12.ok.us/</a>
OK	JENKS MS		M	Jenks	64% White	<a href="http://www.jenksp.org/vnews/display.v/SEC/Middle%20School">http://www.jenksp.org/vnews/display.v/SEC/Middle%20School</a>
OK	TUPELO HS		H	Tupelo	56% White, 32% American Indian	<a href="http://www.tupelo.k12.ok.us/index.php?pageID=237">http://www.tupelo.k12.ok.us/index.php?pageID=237</a>
OK	ANADARKO HS		H	Anadarko	69% American Indian/Alaska Native	<a href="http://ahs.apswarriors.com/">http://ahs.apswarriors.com/</a>
OK	FRESHMAN ACADEMY		H (9th grade only)	Jenks	67% white	<a href="http://www.jenksp.org/vnews/display.v/SEC/Freshman%20Academy">http://www.jenksp.org/vnews/display.v/SEC/Freshman%20Academy</a>
OK	OWASSO 7TH GRADE CTR		M	Owasso	72% White, 17% American Indian/Alaska Native	<a href="http://www.owasso.k12.ok.us/OwassoSeventh.cfm">http://www.owasso.k12.ok.us/OwassoSeventh.cfm</a>
OR	JEFFERSON HIGH SCHOOL		H	Jefferson	50% black and 24% white	<a href="http://www.jefferson.k12.or.us/JHS%20website/jhslions.htm">http://www.jefferson.k12.or.us/JHS%20website/jhslions.htm</a>
OR	GRESHAM HIGH SCHOOL		H	Gresham	61% White, 25% Hispanic	<a href="http://ghs.gresham.k12.or.us/">http://ghs.gresham.k12.or.us/</a>
OR	ALLIANCE CHARTER ACADEMY	Charter	E/M/H	Oregon City	94% White	<a href="http://www.alliancecharteracademy.com">http://www.alliancecharteracademy.com</a>
OR	SHERWOOD HIGH SCHOOL		H	Sherwood	86% White	<a href="http://www.sherwood.k12.or.us/schools/sherwood-high-school">http://www.sherwood.k12.or.us/schools/sherwood-high-school</a>
PA	RICHARD ALLEN PREPARATORY CS	Charter	M	Philadelphia	97% black	<a href="http://www.rapcs.org">http://www.rapcs.org</a>
PA	CAMERON COUNTY JSHS		H	Emporium	97% White	<a href="http://www.camcosd.org/high-school">http://www.camcosd.org/high-school</a>
PA	SHAMOKIN AREA EL SCH		E	Township	93% white	<a href="http://www.indians.k12.pa.us/Domain/9">http://www.indians.k12.pa.us/Domain/9</a>
PA	NORTHERN BEDFORD CO MS/SHS		M/H	Loysburg	98% White	<a href="http://nbcbsd.org/nbcms">http://nbcbsd.org/nbcms</a>

State	School Name	Type of School	E/M/H	City	Race	URL
PA	SHALER AREA EL SCH		E	Glenshaw	95% White	<a href="http://www.sasd.k12.pa.us/shalareaelementaryschool_home.aspx">http://www.sasd.k12.pa.us/shalareaelementaryschool_home.aspx</a>
PA	IMHOTEP INSTITUTE CHS	Charter African-Centered STEM	H	Philadelphia	100% Black	<a href="http://imhotepcharter.org/site/">http://imhotepcharter.org/site/</a>
PA	NORTH CLARION CO EL SCH		E	Tionesta	99% White	<a href="http://www.northclarion.org/District/Department/3-North-Clarion-County-Elementary-School">http://www.northclarion.org/District/Department/3-North-Clarion-County-Elementary-School</a>
PA	SOUTHWEST LEADERSHIP ACADEMY CHARTER SCHOOL	Charter/ Dual Academy	E/M	Philadelphia	99% Black	<a href="http://webgui.phila.k12.pa.us/offices/c/charter_schools/schools/southwest/">http://webgui.phila.k12.pa.us/offices/c/charter_schools/schools/southwest/</a>
PA	MARY MCLEOD BETHUNE ACADEMY	Dual Academy	E/M	Philadelphia	75% Black	<a href="http://webgui.phila.k12.pa.us/schools/b/bethune">http://webgui.phila.k12.pa.us/schools/b/bethune</a>
PA	SHALER AREA MS		M	Glenshaw	96% White	<a href="http://www.sasd.k12.pa.us/shalareamiddleschool_home.aspx">http://www.sasd.k12.pa.us/shalareamiddleschool_home.aspx</a>
SC	DARLINGTON MIDDLE		M	Darlington	62% Black, 35% White	<a href="http://dms.dcsdschools.org/UserFiles/Servers/Server/3857665/File/Eddie%20McLellan/Mission%20Statement.pdf">http://dms.dcsdschools.org/UserFiles/Servers/Server/3857665/File/Eddie%20McLellan/Mission%20Statement.pdf</a>
SC	CROSSROADS MIDDLE		M	Columbia	52% White, 36% Black	<a href="http://www.lexrich5.org/CrossRoadsMS.cfm">http://www.lexrich5.org/CrossRoadsMS.cfm</a>
SC	RONALD E. MCNAIR MIDDLE		M	Lake City	60% Black	<a href="http://www.remms.florence3.k12.sc.us/?PageName=%27AboutTheSchool%27">http://www.remms.florence3.k12.sc.us/?PageName=%27AboutTheSchool%27</a>
SC	MID-CAROLINA MIDDLE		M	Prosperity	69% White, 22% Black	<a href="http://mid-carolinamiddle.sc.ncm.schoolinsites.com/?PageName=%27AboutTheSchool%27">http://mid-carolinamiddle.sc.ncm.schoolinsites.com/?PageName=%27AboutTheSchool%27</a>
SC	LANGSTON CHARTER MIDDLE	Charter/Dual Academy	M	Greenville	82% White	<a href="http://www.langstoncharter.org/about-langston/mission-statement.html">http://www.langstoncharter.org/about-langston/mission-statement.html</a>
SC	MORNINGSIDE MIDDLE SCHOOL	Dual Academy	M	Charleston	81% Black, 11% Hispanic	<a href="http://morningside.ccsdschools.com">http://morningside.ccsdschools.com</a>
SC	BOILING SPRINGS INTERMEDIATE		M	Boiling Springs	69% Black	<a href="http://www.spartanburg2.k12.sc.us/bsi/about/index.html">http://www.spartanburg2.k12.sc.us/bsi/about/index.html</a>
SC	SPARTANBURG CHARTER SCHOOL	Charter	EM	Spartanburg	64.5% White, 30.7% Black	<a href="http://www.spartanburgprep.org/">http://www.spartanburgprep.org/</a>
SC	HOLLIS ACADEMY		E	Greenville	52% black, 27% Hispanic, 16% white	<a href="http://www.greenville.k12.sc.us/hollise/index.asp">http://www.greenville.k12.sc.us/hollise/index.asp</a>
SC	BREWER MIDDLE		M	Greenwood	48% black, 41% white	<a href="http://www.gwd50.org/site/Default.aspx?PageID=1654">http://www.gwd50.org/site/Default.aspx?PageID=1654</a>
SC	LIBERTY MIDDLE		M	Liberty	90% white	<a href="http://pickens.lms.schoolfusion.us/">http://pickens.lms.schoolfusion.us/</a>
SC	NEVITT FOREST COMMUNITY SCHOOL OF INNOVATION		E	Anderson	81% black	<a href="http://www.anderson5.net/nevittforest">http://www.anderson5.net/nevittforest</a>
SC	GROVE ELEMENTARY		E	Piedmont	36% Hispanic; 46% black	<a href="http://www.greenville.k12.sc.us/grove/index.asp">http://www.greenville.k12.sc.us/grove/index.asp</a>
SC	MILITARY MAGNET ACADEMY		M/H	Charleston Heights	89% black	<a href="http://militarymagnet.ccsdschools.com">militarymagnet.ccsdschools.com</a>
SC	J. PAUL TRULUCK MIDDLE		M	Lake City	34% white; 64% black	<a href="http://www.jptms.florence3.k12.sc.us/">http://www.jptms.florence3.k12.sc.us/</a>
SC	CREEK BRIDGE HIGH		M/H	Marion	86% black	<a href="http://www.marion.k12.sc.us">http://www.marion.k12.sc.us</a>



State	School Name	Type of School	E/M/H	City	Race	URL
SC	GUINYARD-BUTLER MIDDLE		M	Barnwell, SC	49% black, 47% white	<a href="http://gbms.barnwell45.org/">http://gbms.barnwell45.org/</a>
SC	NORTH CHARLESTON ELEMENTARY		E	North Charleston, SC	76% black	<a href="http://nces.ccsdschools.com/about_us">http://nces.ccsdschools.com/about_us</a>
SC	BAPTIST HILL HIGH		H	Hollywood, SC	91% black	<a href="http://baptisthill.ccsdschools.com/">http://baptisthill.ccsdschools.com/</a>
SC	WOODFIELDS ELEMENTARY		E	Greenwood, SC	41% black	<a href="http://www.gwd50.org/woodfields">http://www.gwd50.org/woodfields</a>
SC	BISHOPVILLE PRIMARY		E	Bishopville, SC	90 % black	<a href="http://leebps.sharpschool.net/">http://leebps.sharpschool.net/</a>
SC	SIX MILE ELEMENTARY		E	Six Mile	95% white	<a href="http://pickens.smes.schoolfusion.us/modules/cms/pages.phtml?pageid=118311">http://pickens.smes.schoolfusion.us/modules/cms/pages.phtml?pageid=118311</a>
SC	APPLE CHARTER SCHOOL	charter	E/M	Charleston	97% black	<a href="http://theapplecharter.ccsdschools.com/">http://theapplecharter.ccsdschools.com/</a>
SC	DACUSVILLE ELEMENTARY		E	Easley	93% white	<a href="http://south-carolina.schooltree.org/public/Dacusville-Elementary-077547.html">http://south-carolina.schooltree.org/public/Dacusville-Elementary-077547.html</a>
SC	NEWINGTON ELEMENTARY		E	Summerville	64% white and 22% black	<a href="http://dorchester.nes.schoolfusion.us/loggedout.phtml?referral_page=%2Fmodules%2Fcms%2Fpages.phtml%3Fpageid%3D121443%26SID">http://dorchester.nes.schoolfusion.us/loggedout.phtml?referral_page=%2Fmodules%2Fcms%2Fpages.phtml%3Fpageid%3D121443%26SID</a>
SC	HAND MIDDLE SCHOOL		M	Columbia	52% black 32 white	<a href="http://hand.richlandone.org/">http://hand.richlandone.org/</a>
SC	FOREST HILLS ELEMENTARY		E	Lake Oswego	100% white	<a href="http://fh.loswego.k12.or.us/pages/forest_hills_elementary">http://fh.loswego.k12.or.us/pages/forest_hills_elementary</a>
SC	LATTA MIDDLE		M	Latta	57% white, 41% black	<a href="http://www.dillon3.k12.sc.us/">http://www.dillon3.k12.sc.us/</a>
SC	HANNAH-PAMPLICO ELEMENTARY AND MIDDLE		E/M	Pamplico	52% white, 41% black	<a href="http://hpems.flo2.k12.sc.us/">http://hpems.flo2.k12.sc.us/</a>
SC	WHITE KNOLL MIDDLE		M	Lexington	75% white, 15% black	<a href="http://www.lexington1.net/lexoneweb/">http://www.lexington1.net/lexoneweb/</a>
SC	JEFFERSON ELEMENTARY		E	Arlington	73% White, 13% Black, 10% Hispanic	<a href="http://www.apsva.us/jefferson">http://www.apsva.us/jefferson</a>
SC	ASHLEY RIDGE HIGH		H	Summerville	66% white, 25% black	<a href="http://ashleyridge.schoolfusion.us/">http://ashleyridge.schoolfusion.us/</a>
SC	HILTON HEAD ISLAND INTERNATIONAL BACCALAUREATE ELE		E	Hilton Head	48% white, 40% Hispanic	<a href="http://hhe.beaufort.k12.sc.us/pages/HiltonHeadIslandElementary">http://hhe.beaufort.k12.sc.us/pages/HiltonHeadIslandElementary</a>
SC	LATTA ELEMENTARY		E	Latta	61% white, 31% black	<a href="http://les2.mybigcampus.net/">http://les2.mybigcampus.net/</a>
SC	CHERRYDALE ELEMENTARY		E	Greenville	35% hispanic, 34% black, 24% white	<a href="http://www.greenville.k12.sc.us/cone/index.asp">http://www.greenville.k12.sc.us/cone/index.asp</a>
SC	JAMES H. HENDRIX ELEMENTARY		E	Boiling Springs	46% white, 29% hispanic, 19% black	<a href="http://www.spartanburg2.k12.sc.us/hes/index.php">http://www.spartanburg2.k12.sc.us/hes/index.php</a>
SC	SOUTHSIDE MIDDLE		M	Florence	49% White, 46% Black	<a href="https://www.fsd1.org/schools/southside/Pages/default.aspx">https://www.fsd1.org/schools/southside/Pages/default.aspx</a>
SC	ST. PAUL ELEMENTARY		E	Summerton	96% Black	<a href="http://stp.clarendon1.k12.sc.us/">http://stp.clarendon1.k12.sc.us/</a>

State	School Name	Type of School	E/M/H	City	Race	URL
SC	HENDERSONVILLE ELEMENTARY		E	Walterboro	69% Black	<a href="http://www.colleton.k12.sc.us/schools/hes/">http://www.colleton.k12.sc.us/schools/hes/</a>
SC	JOHNSTON ELEMENTARY		E	Johnston	62% Black	<a href="http://www.ies.edgefieldcountyschools.org/pages/JohnstonES">http://www.ies.edgefieldcountyschools.org/pages/JohnstonES</a>
SC	WALLACE ELEMENTARY/MIDDLE		E/M	Walace	54% white, 39% black	<a href="http://www.marlboro.k12.sc.us/">http://www.marlboro.k12.sc.us/</a>
SC	MARSHALL ELEMENTARY		E	Orangeburg	90% black	<a href="http://mares.ocsd5.net/">http://mares.ocsd5.net/</a>
SC	BELLEVIEW ELEMENTARY		E	Rock Hill	44% black, 41% white	<a href="http://bv.rock-hill.k12.sc.us/">http://bv.rock-hill.k12.sc.us/</a>
SC	GOLD HILL ELEMENTARY		E	Fort Mill	90% white	<a href="http://ghes.fort-mill.k12.sc.us/">http://ghes.fort-mill.k12.sc.us/</a>
SC	A. R. RUCKER MIDDLE		M	Lancaster	53% black, 38% white	no website
SC	CHARLES PINCKNEY ELEMENTARY		E	Mt. Pleasant	86% white	<a href="http://www.ccsdschools.com/schoolpages/cpes/Pinckney.html">http://www.ccsdschools.com/schoolpages/cpes/Pinckney.html</a>
SC	WADE HAMPTON HIGH		H	Greenville	65% White, 21% Black	<a href="http://www.greenville.k12.sc.us/whhs/">http://www.greenville.k12.sc.us/whhs/</a>
SC	RAINBOW LAKE MIDDLE		M	Chesnee	86% white	<a href="http://www.spartanburg2.k12.sc.us/rlm/index.php">http://www.spartanburg2.k12.sc.us/rlm/index.php</a>
SC	HAUT GAP MIDDLE		M	Johns Island	48% Black, 35% White, 14% Hispanic	<a href="http://hautgap.ccsdschools.com/about_us">http://hautgap.ccsdschools.com/about_us</a>
SC	NEW HEIGHTS MIDDLE		M	Jefferson	46% White, 41% Black, 11% Hispanic	<a href="https://www.facebook.com/pages/New-Heights-Middle-School/237072969849241?sk=info">https://www.facebook.com/pages/New-Heights-Middle-School/237072969849241?sk=info</a>
SC	NORTH ELEMENTARY		E	Lancaster	47% White, 37% Black, 12% Hispanic	<a href="http://www.nes.lancasterschools.org/">http://www.nes.lancasterschools.org/</a>
SC	JONESVILLE ELEMENTARY MIDDLE K-8 SCHOOL		E/M	Jonesville	65% White, 29% Black,	<a href="http://www.union.k12.sc.us/jems/index.html">http://www.union.k12.sc.us/jems/index.html</a>
SC	NORTH AUGUSTA ELEMENTARY		E	North Augusta	52% White, 35% Black	<a href="http://naugel.acps.schoolfusion.us">http://naugel.acps.schoolfusion.us</a>
SC	OKATIE ELEMENTARY		E	Bluffton	63% White, 18% Hispanic, 15% Black	<a href="http://oes.beaufort.k12.sc.us/pages/Okatie_Elementary_School">http://oes.beaufort.k12.sc.us/pages/Okatie_Elementary_School</a>
SC	MACEDONIA MIDDLE		M	Moncks Corner	79% White, 19% Black	<a href="http://www.berkeley.k12.sc.us/Macedonia.cfm">http://www.berkeley.k12.sc.us/Macedonia.cfm</a>
SC	CHERAW INTERMEDIATE		M	Chesterfield	52% Black, 42% White	<a href="http://www.chesterfield.k12.sc.us">http://www.chesterfield.k12.sc.us</a>
SC	SUMMERVILLE ELEMENTARY		E	Summerville	54% White, 38% Black	<a href="http://www.dorchester2.k12.sc.us">http://www.dorchester2.k12.sc.us</a>
SC	WILLIAM M. REEVES ELEMENTARY		E	Summerville	65% White, 18% Black	<a href="http://dorchester.wre.schoolfusion.us">http://dorchester.wre.schoolfusion.us</a>
SC	WEST LEE ELEMENTARY		E	Rembart	91% Black, 8% White	<a href="http://leewle.sharpschool.net">http://leewle.sharpschool.net</a>
SC	CLAUDE A. TAYLOR ELEMENTARY		E	Cayce	57% Black, 24% White	<a href="https://sites.google.com/a/lex2.org/schools-tay/">https://sites.google.com/a/lex2.org/schools-tay/</a>
SC	MCCOLL ELEMENTARY/MIDDLE		E/M	McColl	50% White, 26% Black, 15% American Indian	<a href="http://mcsdmcollelementary.sharpschool.net">http://mcsdmcollelementary.sharpschool.net</a>

State	School Name	Type of School	E/M/H	City	Race	URL
SC	BROOKDALE ELEMENTARY		E	Naperville	55% White, 21% Asian, 11% Black	<a href="http://brookdale.ipisd.org/Default.aspx">http://brookdale.ipisd.org/Default.aspx</a>
SC	DOVER ELEMENTARY		E	Richardson	90% Hispanic	<a href="http://www.edline.net/pages/Dover">http://www.edline.net/pages/Dover</a>
SC	RICHARD H. GETTYS MIDDLE		M	Easley	79% White	<a href="http://ed.sc.gov/schools/school.cfm?SID=3901004">http://ed.sc.gov/schools/school.cfm?SID=3901004</a>
SC	HOPKINS ELEMENTARY		E	Hopkins	89% Black	<a href="http://hopkinsel.richlandone.org">http://hopkinsel.richlandone.org</a>
SC	CROWDERS CREEK ELEMENTARY		E	Clover	82% White, 9% Black	<a href="http://www.clover.k12.sc.us/crowderscreek">http://www.clover.k12.sc.us/crowderscreek</a>
SC	JOHN DE LA HOWE		M	McCormick	60% White, 30% Black	<a href="http://www.delahowe.k12.sc.us">http://www.delahowe.k12.sc.us</a>
SC	MACEDONIA ELEMENTARY		E	Blackville	72.1% black, 22.3% white	<a href="http://mes.barnwell19.k12.sc.us/">http://mes.barnwell19.k12.sc.us/</a>
SC	CHARLESTON CHARTER SCHOOL FOR MATH AND SCIENCE	charter	M/H	Charleston	51% white, 47% black	<a href="http://charlestonmathscience.org/">http://charlestonmathscience.org/</a>
SC	LEAD ACADEMY CHARTER SCHOOL	charter	M	Greenville	58% Black, 21% White	<a href="http://www.myleadacademy.com/default.aspx">http://www.myleadacademy.com/default.aspx</a>
SC	CAMDEN HIGH		H	Camden	52% White, 43% Black	<a href="http://chs.kcsdschools.com/">http://chs.kcsdschools.com/</a>
SC	FAIRFOREST MIDDLE		M	Spartanburg County	34% White, 33% Black, 25% Hispanic	<a href="http://ffm.spartanburg6.k12.sc.us/">http://ffm.spartanburg6.k12.sc.us/</a>
SC	SIMS MIDDLE		M	Union	54% White, 44% Black	<a href="http://www.edline.net/pages/Sims_Middle">http://www.edline.net/pages/Sims_Middle</a>
SC	CENTERVILLE ACADEMY OF 21ST CENTURY LEARNING		E	Anderson	65% white, 24% black	<a href="http://www.anderson5.net/Domain/9">http://www.anderson5.net/Domain/9</a>
SC	KNIGHTSVILLE ELEMENTARY		E	Summerville	67% White, 21% Black	<a href="http://dorchester.kes.schoolfusion.us/forgotten.phtml">http://dorchester.kes.schoolfusion.us/forgotten.phtml</a>
SC	DELMAE ELEMENTARY		E	Florence	52% Black, 41% White	<a href="https://www.fsd1.org/schools/delmae/Pages/default.aspx">https://www.fsd1.org/schools/delmae/Pages/default.aspx</a>
SC	LAKEVIEW MIDDLE		M	Greenville	34% Hispanic, 32% White, 30% Black	<a href="http://www.greenville.k12.sc.us/lakeview/index.asp">http://www.greenville.k12.sc.us/lakeview/index.asp</a>
SC	HERBERT A. WOOD ELEMENTARY		E	West Columbia	46% White, 40% Black, 9% Hispanic	<a href="http://wood.lex2.org/">http://wood.lex2.org/</a>
SC	BATESBURG-LEESVILLE MIDDLE		M	Batesburg-Leesville	46% White, 42% Black	<a href="http://blms.groupfusion.net/">http://blms.groupfusion.net/</a>
SC	BOILING SPRINGS MIDDLE SCHOOL		M	Inman	68% White, 14% Black, 12% Hispanic	<a href="http://www.spartanburg2.k12.sc.us/bsj/index.php">http://www.spartanburg2.k12.sc.us/bsj/index.php</a>
SC	BUFFALO ELEMENTARY		E	Buffalo	57% White, 37% Black	<a href="https://buffaloelementaryschool.shutterfly.com/">https://buffaloelementaryschool.shutterfly.com/</a>
SC	INDIA HOOK ELEMENTARY		E	Rock Hill	68% White, 16% Black, 12% Hispanic	<a href="http://ih.rock-hill.k12.sc.us/">http://ih.rock-hill.k12.sc.us/</a>
SC	SUMMERVILLE HIGH		H	Summerville	63% White, 28% Black	<a href="http://dorchester.shs.schoolfusion.us/">http://dorchester.shs.schoolfusion.us/</a>

State	School Name	Type of School	E/M/H	City	Race	URL
SC	CORINTH ELEMENTARY		E	Gaffney	95% White	<a href="http://ces.chokeee1.k12.sc.us/pages/Corinth_Elementary_School">http://ces.chokeee1.k12.sc.us/pages/Corinth_Elementary_School</a>
SD	WILMOT MIDDLE SCHOOL - 03		M	Wilmot	80% White, 18% American Indian/Alaskan Native	<a href="http://www.wilmot.k12.sd.us/">http://www.wilmot.k12.sd.us/</a>
SD	SOUTH CENTRAL MIDDLE SCHOOL - 02		M	Bonesteel	52% White, 48% American Indian/Alaskan Native	no website
SD	MILBANK HIGH SCHOOL - 01		H	Milbank	96% White	<a href="http://milbankschooldistrict.com/schools/high/index.php">http://milbankschooldistrict.com/schools/high/index.php</a>
SD	FLANDREAU HIGH SCHOOL - 01		H	Flandreau	60% White, 33% American Indian/Alaska Native	<a href="http://www.flandreau.k12.sd.us/education/components/scrapbook/default.php?sectionid=3&amp;url_redirect=1">http://www.flandreau.k12.sd.us/education/components/scrapbook/default.php?sectionid=3&amp;url_redirect=1</a>
TN	SOUTHWIND HIGH SCHOOL		H	Memphis	93% Black	<a href="http://www.scsk12.org/scs/high/southwind/pages/mission.html">http://www.scsk12.org/scs/high/southwind/pages/mission.html</a>
TN	CHATTANOOGA CHARTER SCHOOL OF EXCELLENCE	charter	E	Chattanooga	84% black	<a href="http://chattanoogacharter.com/">http://chattanoogacharter.com/</a>
TN	VOLUNTEER HIGH SCHOOL		H	Church Hill	97% white	<a href="http://volunteer.hck12.net/">http://volunteer.hck12.net/</a>
TN	SPRINGFIELD MIDDLE SCHOOL		M	Springfield	44% white, 34% black	<a href="http://www.rcstn.net/sms/home">http://www.rcstn.net/sms/home</a>
TN	HOWARD SCHOOL OF ACADEMICS TECHNOLOGY	Magnet	M/H	Chattanooga	91% black	<a href="http://howard.hcde.org/">http://howard.hcde.org/</a>
TN	OCOEE MIDDLE SCHOOL		M	Cleveland	93% white	<a href="http://ocoemiddle.tn.bcm.schoolinsites.com/">http://ocoemiddle.tn.bcm.schoolinsites.com/</a>
TN	LOWRANCE ELEMENTARY SCHOOL		E/M	Memphis	84% black	<a href="http://www.scsk12.org/scs/elementary/lowrance/Welcome.html">http://www.scsk12.org/scs/elementary/lowrance/Welcome.html</a>
TN	GLEASON SCHOOL		E/M/H	Gleason	96% White	<a href="http://www.gs.weakleyschools.com/">http://www.gs.weakleyschools.com/</a>
TN	MT. JULIET HIGH SCHOOL		H	Mt. Juliet	87% white	<a href="http://www.mjhsbnn.com/mjhs/">http://www.mjhsbnn.com/mjhs/</a>
TN	RED BANK HIGH SCHOOL		H	Chattanooga	61% white, 29% black	<a href="http://www.redbankhigh.com/">http://www.redbankhigh.com/</a>
TN	BRIGHTON HIGH SCHOOL		H	Brighton	78% white, 20% black	<a href="http://www.redbankhigh.com/">http://www.redbankhigh.com/</a>
TN	DRESDEN MIDDLE SCHOOL		M	Dresden	97% White	<a href="http://www.dms.weakleyschools.com/">http://www.dms.weakleyschools.com/</a>
TN	BRADLEY CENTRAL HIGH SCHOOL		H	Cleveland	93% White	<a href="http://bradleycentralhigh.tn.bch.schoolinsites.com/">http://bradleycentralhigh.tn.bch.schoolinsites.com/</a>
TN	CENTRAL HIGH SCHOOL		H	Englewood	93% white	<a href="http://www.mcminncentralhigh.com/">http://www.mcminncentralhigh.com/</a>
TN	SULLIVAN CENTRAL HIGH SCHOOL		H	Blountville	98% White	<a href="https://schs-scde-tn.schoolloop.com/">https://schs-scde-tn.schoolloop.com/</a>
TN	NORTHVIEW MIDDLE SCHOOL		M	Newbern	87% White	<a href="http://nms.dyerccs.net/">http://nms.dyerccs.net/</a>

State	School Name	Type of School	E/M/H	City	Race	URL
TX	PHOENIX SCHOOL		M	Greenville	43% White, 34% Hispanic	<a href="http://www.phoenixschool.net/apps/pages/index.jsp?uREC_ID=84742&amp;type=d&amp;pREC_ID=159279">http://www.phoenixschool.net/apps/pages/index.jsp?uREC_ID=84742&amp;type=d&amp;pREC_ID=159279</a>
TX	BRAZOSWOOD H S		H	Freeport	50% White, 38% Hispanic	<a href="http://brazosportisd.net/BrazoswoodHighschool.cfm/">http://brazosportisd.net/BrazoswoodHighschool.cfm/</a>
TX	DAVID W CARTER HS		H	Dallas	74% black, 24% Hispanic	<a href="http://www.dallasisd.org/Domain/642">http://www.dallasisd.org/Domain/642</a>
TX	DANIELS EL		E	Grand Prairie	53% Hispanic, 39% Black	<a href="http://www.gpsid.org/daniels">http://www.gpsid.org/daniels</a>
TX	MANARA ACADEMY	Charter	E/M/H	Irving	46% Asian	<a href="http://www.manaraacademy.org/about">http://www.manaraacademy.org/about</a>
TX	BRAZOSPORT H S		H	Freeport	66% hispanic, 21% white	<a href="http://www.brazosportisd.net/BrazosportHighSchool.cfm">http://www.brazosportisd.net/BrazosportHighSchool.cfm</a>
TX	W H GASTON MS		M	Dallas	77% Hispanic	<a href="http://www.dallasisd.org/domain/4139">http://www.dallasisd.org/domain/4139</a>
TX	GRIFFITH EL		E	Clute	81% Hispanic, 16% White	<a href="http://www.brazosportisd.net/GriffithElementary.cfm">http://www.brazosportisd.net/GriffithElementary.cfm</a>
TX	SEAGOVILLE HS		H	Dallas	59% Hispanic, 21% Black, 18% White	<a href="http://www.dallasisd.org/Domain/394">http://www.dallasisd.org/Domain/394</a>
TX	FREEPORT INT		M	Freeport	69% Hispanic	<a href="http://www.brazosportisd.net/FreeportIntermediate.cfm?subpage=7983">http://www.brazosportisd.net/FreeportIntermediate.cfm?subpage=7983</a>
TX	HAPPY H S		H	Happy	81% White, 16% Hispanic	<a href="http://www.happyisd.net/vnews/display.v/SEC/High%20School">http://www.happyisd.net/vnews/display.v/SEC/High%20School</a>
TX	ROPES SCHOOL		E/M/H	Ropesville	57% white, 39% Hispanic	<a href="http://www.ropesisd.us/">http://www.ropesisd.us/</a>
TX	RAYMOND MAYS MIDDLE		M	Troy	75% white, 23% Hispanic	<a href="http://rmms.troyisd.org/">http://rmms.troyisd.org/</a>
TX	A P BEUTEL EL		E	Freeport	59% white, 29% Hispanic	<a href="http://www.brazosportisd.net/BeutelElementary.cfm">http://www.brazosportisd.net/BeutelElementary.cfm</a>
TX	JAMES MADISON HS		H	San Antonio	79% black, 19% Hispanic	<a href="http://www.neisd.net/madison/">http://www.neisd.net/madison/</a>
TX	HAYS COUNTY		H	Buda	54% Hispanic, 41% White	<a href="http://www.hayscisid.net/Hays.cfm">http://www.hayscisid.net/Hays.cfm</a>
TX	SAN MARCOS		H	San Marcos	69% Hispanic, 23% White	<a href="http://www.smcisd.net/SanMarcosHS.cfm">http://www.smcisd.net/SanMarcosHS.cfm</a>
TX	CLUTE INT		M	Freeport	67% Hispanic, 19% white	<a href="http://www.brazosportisd.net/CluteIntermediate.cfm">http://www.brazosportisd.net/CluteIntermediate.cfm</a>
TX	KIPP COASTAL VILLAGE		E	Galveston	34% black, 34% Hispanic, 26% white	<a href="http://kipphouston.org/kcv">http://kipphouston.org/kcv</a>
TX	CHANNING SCHOOL		E/M/H	Channing	80% white, 19% Hispanic	<a href="http://www.channingisd.net/">http://www.channingisd.net/</a>
TX	LOMETA SCHOOL		E/M/H	Lometa	50% Hispanic, 46% white	<a href="http://www.lometaisd.net/">http://www.lometaisd.net/</a>
TX	SOUTHLAND SCHOOL		E/M/H	Southland	51% Hispanic, 45% white	<a href="http://www.southlandisd.net/">http://www.southlandisd.net/</a>
TX	WILLIAM A LAWSON INSTITUTE ACADEMY		M	Houston	NO INFO	<a href="http://walippacademy.org/">http://walippacademy.org/</a>

State	School Name	Type of School	E/M/H	City	Race	URL
TX	LAKE JACKSON INT		M	Lake Jackson	56% white, 32% Hispanic	<a href="http://www.brazosportisd.net/LakeJacksonIntermediate.cfm">http://www.brazosportisd.net/LakeJacksonIntermediate.cfm</a>
TX	T W OGG EL		E	Clute	64% Hispanic	<a href="http://www.brazosportisd.net/OggElementary.cfm">http://www.brazosportisd.net/OggElementary.cfm</a>
TX	GLADYS POLK EL		E	Freeport	58% Hispanic, 33% White	<a href="http://www.brazosportisd.net/PolkElementary.cfm">http://www.brazosportisd.net/PolkElementary.cfm</a>
TX	GARNER EL		E/M	Weatherford	76% White	<a href="http://garnerisd.schoolfusion.us/?sessionid=8825909745710686577fb2b9250359302&amp;t">http://garnerisd.schoolfusion.us/?sessionid=8825909745710686577fb2b9250359302&amp;t</a>
TX	HUNT SCHOOL		EM	Hunt	71% White, 28% Hispanic	<a href="http://www.hunt.k12.tx.us/">http://www.hunt.k12.tx.us/</a>
TX	NEW WAVERLY J H		M	New Waverly	63% White, 20% Black, 13% Hispanic	<a href="http://www.new-waverly.k12.tx.us/">http://www.new-waverly.k12.tx.us/</a>
TX	VELASCO EL		E	Freeport	66% Hispanic, 18% White, 13% Black	<a href="http://www.brazosportisd.net/VelascoElementary.cfm">http://www.brazosportisd.net/VelascoElementary.cfm</a>
TX	O'HARA LANIER MIDDLE		M	Freeport	63% Hispanic, 19% White, 15% Black	<a href="http://www.brazosportisd.net/LanierMiddleSchool.cfm">http://www.brazosportisd.net/LanierMiddleSchool.cfm</a>
TX	BUCKHOLTS SCHOOL		E/M/H	Buckholts	65% Hispanic, 32% White	<a href="http://www.buckholtsisd.net/">http://www.buckholtsisd.net/</a>
TX	JIM NED MIDDLE		M	Tuscola	87% White, 10% Hispanic	<a href="http://schools.jimned_esc14.net/default.aspx?name=jnms.home">http://schools.jimned_esc14.net/default.aspx?name=jnms.home</a>
TX	KENNARD H S		H	Kennard	73% White, 16% Black	<a href="http://www.kennardisd.net/hs/">http://www.kennardisd.net/hs/</a>
TX	MEDINA H S		H	Medina	74% White, 23% Hispanic	<a href="http://www.medinabees.org/schools/medina-high-school">http://www.medinabees.org/schools/medina-high-school</a>
TX	PRINGLE-MORSE EL-J H		E/M	Morse	75% White, 25% Hispanic	<a href="http://www.primlemorsecisd.net/">http://www.primlemorsecisd.net/</a>
TX	RICHLAND SPRINGS SCHOOL		H	Richland Springs	84% White, 14% Hispanic	<a href="http://www.rscovotes.net/content_page2.aspx?cid=20">http://www.rscovotes.net/content_page2.aspx?cid=20</a>
TX	ROYSE CITY MIDDLE		M	Royse City	58% White, 32% Hispanic	<a href="http://www.rcisd.org/MiddleSchool.cfm?subpage=267423">http://www.rcisd.org/MiddleSchool.cfm?subpage=267423</a>
TX	TRENTON MIDDLE SCHOOL		M	Trenton	80% White, 12% Hispanic	<a href="http://www.trentonisd.com/Campuses/MS/MS.html">http://www.trentonisd.com/Campuses/MS/MS.html</a>
TX	WESTPHALIA EL		E/M	Lott	73% White, 24% Hispanic	<a href="http://www.westphaliaisd.org/">http://www.westphaliaisd.org/</a>
TX	BESS BRANNEN EL		E	Lake Jackson	57% White, 33% Hispanic	<a href="http://www.brazosportisd.net/BrannenElementary.cfm">http://www.brazosportisd.net/BrannenElementary.cfm</a>
TX	O A FLEMING EL		E	Freeport	74% Hispanic	<a href="http://www.brazosportisd.net/FlemingElementary.cfm">http://www.brazosportisd.net/FlemingElementary.cfm</a>
TX	O M ROBERTS EL		E	Dallas	87% Hispanic	<a href="http://www.dallasisd.org/oranroberts">http://www.dallasisd.org/oranroberts</a>
TX	CANTON H S		H	Canton	83% White	<a href="http://hs.cantonisd.net/">http://hs.cantonisd.net/</a>
TX	DEVERS JH		M	Devers	76% white, 20% Hispanic	<a href="http://www.deversisd.net/?PageName=%27AboutTheSchool%27">http://www.deversisd.net/?PageName=%27AboutTheSchool%27</a>
TX	HARTLEY SCHOOL		E/M/H	Hartley	66% Hispanic, 33% White	<a href="http://www.hartleyisd.net/Home/tabid/40/Default.aspx">http://www.hartleyisd.net/Home/tabid/40/Default.aspx</a>

State	School Name	Type of School	E/M/H	City	Race	URL
TX	GATEWAY COLLEGE PREPARATORY SCHOOL	Charter	E/M/H	Georgetown	72% White, 19% Hispanic	<a href="http://www.gatewaycps.org/">http://www.gatewaycps.org/</a>
TX	AUSTWELL-TIVOLI H S		M/H	Tivoli	64% Hispanic, 34% White	<a href="http://www.atisd.net/">http://www.atisd.net/</a>
TX	CHILDRESS J H		M	Childress	54% White, 39% Hispanic	<a href="http://cihs.childressisd.schoolfusion.us/?sessionId=dbcf4835f0ed8d9d998236c3cdc59a4c&amp;t">http://cihs.childressisd.schoolfusion.us/?sessionId=dbcf4835f0ed8d9d998236c3cdc59a4c&amp;t</a>
TX	SAM TASBY MS		M	Dallas	61% Hispanic, 18% Black, 17% Asian/Pacific Islander	<a href="http://www.dallasisd.org/Domain/437">http://www.dallasisd.org/Domain/437</a>
TX	DEW EL		E	Teague	76% white, 12% Hispanic	<a href="http://www.dewisd.org/">http://www.dewisd.org/</a>
TX	AUSTIN MIDDLE		M	Beaumont	74% Black, 14% Hispanic	<a href="http://www.bmtisd.com/austin/">http://www.bmtisd.com/austin/</a>
TX	JONESBORO SCHOOL		EMH	Jonesboro	87% White, 11% Hispanic	<a href="http://www.jonesboroisd.net/">http://www.jonesboroisd.net/</a>
TX	MARFA JUNIOR/SENIOR HIGH		M/H	Marfa	85% Hispanic, 11% White	<a href="http://marfaisd.org/schools/jr-sr-high-school/">http://marfaisd.org/schools/jr-sr-high-school/</a>
TX	NORMANGEE H S		H	Normangee	77% White, 12% Hispanic	<a href="http://www.normangeeisd.org/page/9446">http://www.normangeeisd.org/page/9446</a>
TX	NORMANGEE MIDDLE		M	Normangee	79% White, 9% Black, 8% Hispanic	<a href="http://www.normangeeisd.org/page/9445">http://www.normangeeisd.org/page/9445</a>
TX	RUSK J H		M	Rusk	69% White, 15% Black, 13% Hispanic	<a href="http://www.edline.net/pages/Rusk_JH">http://www.edline.net/pages/Rusk_JH</a>
TX	BRAZOS MIDDLE		M	Waco	55% Hispanic, 37% black	<a href="http://schools.brazosisd.net/default.aspx?name=bms.homepage">http://schools.brazosisd.net/default.aspx?name=bms.homepage</a>
TX	S F AUSTIN EL		E	Freeport	47% Hispanic, 41% White	<a href="http://www.brazosportisd.net/AustinElementary.cfm">http://www.brazosportisd.net/AustinElementary.cfm</a>
TX	ALEX W SPENCE TALENTED/GIFTED ACADEMY		M	Dallas	72% Hispanic, 20% black	<a href="http://www.dallasisd.org/Domain/638">http://www.dallasisd.org/Domain/638</a>
UT	MONT HARMON JR HIGH		M	Price	87% White, 11% Hispanic	<a href="http://www.carbonschools.org/MontHarmon.cfm">http://www.carbonschools.org/MontHarmon.cfm</a>
VA	WOODBRIIDGE MIDDLE		M	Woodbridge	no info available	<a href="http://woodbridgems.schools.pwcs.edu/">http://woodbridgems.schools.pwcs.edu/</a>
VA	FALLING SPRING ELEM		E	Hot Springs	no information	<a href="http://www.alleghanycountyschools.us/FallingSpring/FallSpr.html">http://www.alleghanycountyschools.us/FallingSpring/FallSpr.html</a>
VA	WILLIAM FLEMING HIGH		H	Roanoke	no information	<a href="http://fleming.rcps.schoolfusion.us/?t">http://fleming.rcps.schoolfusion.us/?t</a>
VA	FREEDOM HIGH		H	Woodbridge	49% Hispanic, 30% Black, 9% White	<a href="http://freedomhs.schools.pwcs.edu/">http://freedomhs.schools.pwcs.edu/</a>
VA	PATRICK HENRY HIGH		H	Roanoke	52% White, 34% Black	<a href="http://ph.rcps.info/">http://ph.rcps.info/</a>
WA	MOUNT BAKER JUNIOR HIGH		M	Deming	80% white, 10% Hispanic	<a href="http://mountbaker.mountvernonchools.org/">http://mountbaker.mountvernonchools.org/</a>
WA	WAITSBURG HIGH SCHOOL		H	Waitsburg	87% white	<a href="http://www.waitsburgsd.org/schools/highschool">http://www.waitsburgsd.org/schools/highschool</a>

State	School Name	Type of School	E/M/H	City	Race	URL
WI	MARSHALL MIDDLE		M	Marshall	80% white	<a href="http://www.marshall.k12.wi.us/mms/">http://www.marshall.k12.wi.us/mms/</a>
WI	ARROWHEAD HIGH		H	Hartland	94% white	<a href="http://www.arrowheadschoos.org">http://www.arrowheadschoos.org</a>
WI	PULASKI COMMUNITY MIDDLE		M	Pulaski	91% white	<a href="http://www.pulaskischools.org/middle/">http://www.pulaskischools.org/middle/</a>
WI	SOMERSET MIDDLE		M	Somerset	91% white	<a href="http://www.somerset.k12.wi.us/">http://www.somerset.k12.wi.us/</a>
WI	ROBINSON ELEMENTARY		E	Beloit	36% White, 33% Hispanic, 24% Black	<a href="http://www.sdb.k12.wi.us/robinson">http://www.sdb.k12.wi.us/robinson</a>
WI	CHAPPELL ELEMENTARY		E	Green Bay	55% white	<a href="http://www.greenbay.k12.wi.us/ES/Chappell/Pages/Default.aspx">http://www.greenbay.k12.wi.us/ES/Chappell/Pages/Default.aspx</a>
WI	KENNEDY MIDDLE		M	Germantown	83% White	<a href="http://www.germantownschools.org/schools/kennedy/">http://www.germantownschools.org/schools/kennedy/</a>
WI	WAUPACA MIDDLE		M	Waupaca	92% White	<a href="http://www.waupaca.k12.wi.us/ms/">http://www.waupaca.k12.wi.us/ms/</a>
WI	RIVERVIEW MIDDLE		M	Barron	84% white	<a href="http://www.barron.k12.wi.us/schools/riverview/">http://www.barron.k12.wi.us/schools/riverview/</a>
WI	BURLINGTON HIGH SCHOOL		H	Burlington	88% White, 7% Hispanic	<a href="http://www.basd.k12.wi.us/bhs/">http://www.basd.k12.wi.us/bhs/</a>
WI	DE PERE HIGH		H	De Pere	91% White	<a href="http://www.depere.k12.wi.us/HSWEB/index.html">http://www.depere.k12.wi.us/HSWEB/index.html</a>
WI	ELCHO HIGH		H	Elcho	96% White	<a href="http://elcho.k12.wi.us/">http://elcho.k12.wi.us/</a>
WI	MARINETTE MIDDLE		M	Marinette	97% White	<a href="http://www.marinette.k12.wi.us/">http://www.marinette.k12.wi.us/</a>
WI	CENTRAL HIGH		H	La Crosse	81% White	<a href="http://www.lacrosseschools.com/se3bin/clientschool.cgi?schoolname=school288">http://www.lacrosseschools.com/se3bin/clientschool.cgi?schoolname=school288</a>
WI	DENMARK HIGH		H	Denmark	97% White	<a href="http://www.denmark.k12.wi.us/hs/">http://www.denmark.k12.wi.us/hs/</a>
WI	ELK MOUND HIGH		H	Elk Mound	90% white	<a href="http://www.elkmound.k12.wi.us/high_school.html">http://www.elkmound.k12.wi.us/high_school.html</a>
WI	KICKAPOO HIGH		H	Viola	95% White	<a href="http://www.kickapoo.k12.wi.us/site/Default.aspx?PageType=1&amp;SiteID=1&amp;ChannelID=63&amp;DirectoryType=6">http://www.kickapoo.k12.wi.us/site/Default.aspx?PageType=1&amp;SiteID=1&amp;ChannelID=63&amp;DirectoryType=6</a>
WI	ARBOR VITAE-WOODRUFF ELEMENTARY		E/M	Arbor Vitae	86% white	<a href="http://www.avw.k12.wi.us/">http://www.avw.k12.wi.us/</a>
WI	ADAMS-FRIENDSHIP HIGH SCHOOL		H	Friendship	92% white	<a href="http://www.af.k12.wi.us/hs/">http://www.af.k12.wi.us/hs/</a>
WI	MERRILL HIGH SCHOOL		H	Merrill	97% white	<a href="http://www.maps.k12.wi.us/pages/Merrill_Area">http://www.maps.k12.wi.us/pages/Merrill_Area</a>
WI	MUKWONAGO HIGH		H	Mukwonago	92% white	<a href="http://www.masd.k12.wi.us/mhs/">http://www.masd.k12.wi.us/mhs/</a>
WI	SEYMOUR HIGH		H	Seymour	83% White	<a href="http://www.seymour.k12.wi.us/high/">http://www.seymour.k12.wi.us/high/</a>
WI	RIVER VALLEY HIGH		H	Spring Green	95% white	<a href="http://www.rvschools.org/">http://www.rvschools.org/</a>



State	School Name	Type of School	E/M/H	City	Race	URL
WI	WAUPACA HIGH		H	Waupaca	92% white	<a href="http://www.waupaca.k12.wi.us/hs/">http://www.waupaca.k12.wi.us/hs/</a>
WV	B-U MIDDLE SCHOOL		M	Buckhannon	97% white	<a href="http://wvde.state.wv.us/ed_directory/?county_id=87&amp;school_id=301">http://wvde.state.wv.us/ed_directory/?county_id=87&amp;school_id=301</a>
WY	WHEATLAND MIDDLE SCHOOL		M	Wheatland	87% white	<a href="http://www.platte1.org/wms/mshome.html">http://www.platte1.org/wms/mshome.html</a>
WY	RIVERTON HIGH SCHOOL		H	Riverton	79% white	<a href="http://www.fremont25.k12.wy.us/schools/rhs/index.html">http://www.fremont25.k12.wy.us/schools/rhs/index.html</a>

## List 2: Coed Public Schools with Types of Single-sex Academic Classes for 2011-2014, Sorted by State

Blue: Boy Only Classes White: Girl Only Classes

State	SCHOOL NAME	Boy Only Algebra	Girl Only Algebra	Other Boy Only Math	Other Girl Only Math	Boy Only Science	Girl Only Science	Boy Only English	Girl Only English	Other Boy Only	Other Girl Only	Sum Total
AK	GEORGE H GILSON JR. H.S.	0	0	1	1	2	2	2	2	1	1	12
AK	JIMMY HUNTINGTON SCHOOL	0	0	1	1	1	1	2	2	1	1	10
AL	HUFFMAN MIDDLE SCH	2	2	4	4	6	6	6	6	6	6	48
AL	FOLEY INTERMEDIATE SCH	0	0	4	4	4	4	4	4	4	4	32
AL	ESCAMBIA CO MIDDLE SCH	0	0	4	3	4	3	4	8	2	2	30
AL	CENTRAL PARK ELEM SCH	0	0	2	2	2	2	2	2	0	0	12
AL	GLEN IRIS SOUTHSIDE ELEMENTARY SCHOOL	0	0	0	0	0	0	0	0	2	2	4
AR	MOUNTAINBURG ELEMENTARY SCHOOL	0	0	6	6	6	6	6	6	6	6	48
AR	DELBERT 'PETE' & PAT ALLEN ELE	0	0	10	0	10	0	10	0	10	0	40
AR	HARTFORD HIGH SCHOOL	0	0	2	4	0	0	2	4	2	4	18
AR	EL DORADO HIGH SCHOOL	0	0	2	2	1	1	2	2	1	1	12
AR	DEWITT HIGH SCHOOL	0	0	0	0	0	0	5	5	0	0	10
AR	JASPER HIGH SCHOOL	0	0	0	0	0	0	0	0	4	5	9
AR	BENTON HIGH SCHOOL	0	0	2	2	0	0	2	2	0	0	8
AR	BARTON JR. HIGH SCHOOL	0	0	0	0	0	0	0	0	3	4	7
AR	DIERKS HIGH SCHOOL	2	3	0	0	0	0	0	0	0	0	5
AR	DIERKS HIGH SCHOOL	1	1	1	1	0	0	0	0	0	0	4
AR	AHLF JUNIOR HIGH SCHOOL	0	0	0	0	0	0	0	0	2	2	4
AR	SHIRLEY HIGH SCHOOL	0	0	0	0	0	0	0	0	2	2	4
AR	MARMADUKE HIGH SCHOOL	0	0	0	0	0	0	0	0	1	1	2
AR	NEVADA HIGH SCHOOL	0	0	0	0	0	0	0	0	1	1	2
AR	DES ARC HIGH SCHOOL	0	0	0	0	0	0	0	0	1	1	2
AR	FAIRVIEW ELEMENTARY SCHOOL	0	0	0	0	0	0	0	0	1	1	2
AR	HERMITAGE HIGH SCHOOL	0	0	1	1	0	0	0	0	0	0	2
AZ	JOHN M ANDERSEN JR HIGH SCHOOL	1	1	7	7	4	4	8	8	6	6	52
AZ	HUACHUCA CITY SCHOOL	0	0	4	4	2	2	2	2	2	2	20
AZ	MOHAVE ACCELERATED LEARNING CENTER	0	0	2	2	2	2	2	2	2	2	16
AZ	CAREER SUCCESS SCHOOL -- SAGE CAMPUS	0	0	1	1	1	1	1	1	3	3	12
AZ	TUCSON PREPARATORY SCHOOL	2	2	2	2	0	0	0	0	0	0	8
AZ	GILLILAND MIDDLE SCHOOL	0	0	0	0	0	0	4	4	0	0	8
AZ	SUNRISE MIDDLE SCHOOL	0	0	0	0	0	0	0	0	3	2	5
AZ	NORTH CANYON HIGH SCHOOL	0	0	0	0	0	0	0	0	1	3	4
AZ	HORIZON HIGH SCHOOL	0	0	0	0	0	0	0	0	1	3	4
AZ	CAMP VERDE HIGH SCHOOL	0	0	0	0	0	0	0	0	1	1	2
AZ	GLOBE HIGH SCHOOL	0	0	0	0	0	0	0	0	1	1	2
AZ	SHADOW MOUNTAIN HIGH SCHOOL	0	0	0	0	0	0	0	0	1	1	2
AZ	PINNACLE HIGH SCHOOL	0	0	0	0	0	0	0	0	0	1	1
AZ	PIMA HIGH SCHOOL	0	0	0	0	0	0	0	0	0	1	1
CA	QUAIL VALLEY MIDDLE	0	0	0	0	0	0	0	1	12	15	28

State	SCHOOL NAME	Boy Only Algebra	Girl Only Algebra	Other Boy Only Math	Other Girl Only Math	Boy Only Science	Girl Only Science	Boy Only English	Girl Only English	Other Boy Only	Other Girl Only	Sum Total
CA	CANYON HIGH	0	0	0	0	0	0	0	0	11	10	21
CA	CALABASAS HIGH	1	0	0	0	0	0	0	0	12	7	20
CA	SAN CLEMENTE HIGH	0	0	0	0	0	0	0	0	6	12	18
CA	ALISO NIGUEL HIGH	0	0	0	0	0	0	0	0	6	12	18
CA	SAN JUAN HILLS HIGH	0	0	0	0	0	0	0	0	5	11	16
CA	LEADERSHIP ACADEMY – MAGNET	0	0	2	2	2	2	2	2	2	2	16
CA	CAPISTRANO VALLEY HIGH	0	0	0	0	0	0	0	0	4	11	15
CA	EL MODENA HIGH	0	0	0	0	0	0	0	0	6	9	15
CA	DANA HILLS HIGH	0	0	0	0	0	0	0	0	3	10	13
CA	TESORO HIGH	0	0	0	0	0	0	0	0	5	7	12
CA	ORANGE HIGH	0	0	0	0	0	0	0	0	5	6	11
CA	WEST VALLEY HIGH	0	0	0	0	0	0	0	0	6	3	9
CA	VANDENBERG MIDDLE	0	0	2	2	2	2	0	0	0	0	8
CA	MADISON MIDDLE	0	0	0	0	0	0	0	0	4	4	8
CA	UNIVERSITY PREPARATORY	0	0	0	0	0	0	0	0	2	3	5
CA	CHABOYA MIDDLE	1	1	1	1	0	0	0	0	0	0	4
CA	SOUTHRIDGE MIDDLE	0	1	0	0	0	1	0	1	0	1	4
CA	FOOTHILL HIGH	0	0	0	0	0	0	0	0	2	2	4
CA	CHINO HILLS HIGH	0	0	0	0	0	0	0	0	1	2	3
CA	MEADOWBROOK MIDDLE	0	0	1	1	0	1	0	0	0	0	3
CA	ADAMS MIDDLE	1	1	0	0	0	0	0	0	0	0	2
CA	RAMONA JUNIOR HIGH	0	0	0	0	0	0	0	0	2	0	2
CA	RUBEN S. AYALA HIGH	0	0	0	0	0	0	0	0	1	1	2
CA	ORMONDALE ELEMENTARY	0	0	0	0	0	0	0	0	2	0	2
CA	CENTRAL HIGH (CONTINUATION)	0	0	0	0	0	0	0	0	0	1	1
CA	JUNIPERO SERRA HIGH	0	0	0	0	0	0	0	0	0	1	1
CA	ANDERSON HEIGHTS ELEMENTARY	0	0	0	0	0	0	0	0	0	1	1
CA	WOODCREST JUNIOR HIGH	0	0	0	0	0	0	0	0	1	0	1
CA	CANYON HILLS JUNIOR HIGH	0	0	0	0	0	0	0	0	0	1	1
CA	LINCOLN HIGH CONTINUATION	0	0	0	0	0	0	0	0	0	1	1
CA	INDIAN HILLS CONTINUATION HIGH	0	0	0	0	0	0	0	1	0	0	1
CA	JAMES LOGAN HIGH	0	0	0	0	0	0	0	0	1	0	1
CA	DEWEY ACADEMY	0	0	0	0	0	0	0	0	0	1	1
CA	SUTTER UNION HIGH SCHOOL	0	0	0	0	0	0	0	0	0	1	1
CO	JAMES IRWIN CHARTER MIDDLE SCHOOL	0	0	4	4	2	2	4	4	6	6	32
CO	ARAPAHOE HIGH SCHOOL	2	2	0	0	3	3	2	2	7	9	30
CO	CAMPUS MIDDLE SCHOOL	0	0	0	0	0	22	0	0	0	0	22
CO	THOMAS MACLAREN STATE CHARTER SCHOOL	1	1	1	1	2	2	3	3	2	2	18
CO	JACK SWIGERT AEROSPACE ACADEMY	1	1	2	2	2	2	2	2	0	0	14
CO	EATON HIGH SCHOOL	0	0	0	0	0	0	0	0	1	3	4
CO	EVERGREEN HIGH SCHOOL	0	0	0	0	0	0	2	1	0	0	3
CO	OBERON MIDDLE SCHOOL	0	0	1	0	0	0	2	0	0	0	3
CO	STANDLEY LAKE HIGH SCHOOL	0	0	1	1	0	0	1	0	0	0	3

State	SCHOOL NAME	Boy Only Algebra	Girl Only Algebra	Other Boy Only Math	Other Girl Only Math	Boy Only Science	Girl Only Science	Boy Only English	Girl Only English	Other Boy Only	Other Girl Only	Sum Total
CO	LOVELAND HIGH SCHOOL	0	0	0	0	0	0	0	0	1	2	3
CO	RUSSELL MIDDLE SCHOOL	0	0	0	0	0	0	1	1	0	0	2
CO	GOLDEN HIGH SCHOOL	1	1	0	0	0	0	0	0	0	0	2
CO	SECREST ELEMENTARY SCHOOL	0	0	1	1	0	0	0	0	0	0	2
CO	CHATFIELD HIGH SCHOOL	0	0	0	0	0	0	1	1	0	0	2
CO	DAKOTA RIDGE SENIOR HIGH SCHOOL	1	0	0	0	0	0	1	0	0	0	2
CO	RALSTON VALLEY HIGH SCHOOL	0	0	0	0	0	0	2	0	0	0	2
CO	ARVADA K-8 NATURITA ELEMENTARY AND MIDDLE SCHOOL	0	0	1	1	0	0	0	0	0	0	2
CO	CANON CITY HIGH SCHOOL	0	0	0	0	0	0	0	0	0	1	1
CO	FOSSIL RIDGE HIGH SCHOOL	0	0	0	0	0	0	0	0	0	1	1
CO	CREIGHTON MIDDLE SCHOOL	0	0	0	0	0	0	1	0	0	0	1
CO	EVERGREEN MIDDLE SCHOOL	0	0	0	0	0	0	1	0	0	0	1
CO	O'CONNELL MIDDLE SCHOOL	0	0	0	0	0	0	0	0	0	1	1
CO	LAMAR HIGH SCHOOL	0	0	0	0	0	0	0	0	0	1	1
CO	BERTHOUD HIGH SCHOOL	0	0	0	0	0	0	0	0	0	1	1
CO	THOMPSON VALLEY HIGH SCHOOL	0	0	0	0	0	0	0	0	0	1	1
CO	MOUNTAIN VIEW HIGH SCHOOL	0	0	0	0	0	0	0	0	0	1	1
CT	BEECHER SCHOOL	0	0	1	1	1	1	1	1	0	0	6
CT	CARMEN ARACE MIDDLE SCHOOL	0	0	2	0	0	0	2	0	1	0	5
CT	NAUGATUCK HIGH SCHOOL	0	0	0	0	0	0	1	0	0	0	1
DC	SEED PCS	1	1	5	4	6	5	5	6	14	12	59
DC	MERIDIAN PCS	0	0	3	3	3	3	3	3	3	3	24
DC	KIPP DC AIM PCS ACADEMY PCS	1	1	0	0	1	1	1	1	1	1	8
DE	PENN (WILLIAM) HIGH SCHOOL	0	0	1	0	0	0	0	0	0	0	1
FL	JEAN RIBAUT MIDDLE SCHOOL	1	1	13	13	19	13	24	18	14	14	130
FL	JAMES ELEMENTARY SCHOOL	0	0	12	10	12	10	12	10	15	13	94
FL	OAKLAND TERRACE SCHL FOR VIS	0	0	0	0	0	0	0	0	36	36	72
FL	WOODBIDGE ELEMENTARY SCHOOL	0	0	7	6	7	6	7	6	7	6	52
FL	WESTSIDE ELEMENTARY SCHOOL	0	0	6	6	6	6	6	6	6	6	48
FL	FELLSMERE ELEMENTARY SCHOOL	0	0	6	6	6	6	6	6	6	6	48
FL	WOODWARD AVENUE ELEM. SCHOOL	0	0	0	6	0	6	0	11	0	12	35
FL	ROBLES ELEMENTARY SCHOOL	0	0	4	4	4	4	4	4	4	4	32
FL	BOK ACADEMY	0	0	3	4	0	0	2	2	10	10	31
FL	THE CHILES ACADEMY	0	3	0	1	0	3	0	7	0	16	30
FL	WALLER ELEMENTARY SCHOOL	0	0	2	2	2	2	2	2	8	8	28
FL	SCHMIDT ELEMENTARY SCHOOL	0	0	4	3	4	3	4	3	4	3	28
FL	MULBERRY MIDDLE SCHOOL	1	0	2	1	2	2	3	3	6	6	26
FL	JENSEN BEACH HIGH SCHOOL	0	0	0	0	0	0	0	0	5	17	22
FL	FOREST HILLS ELEMENTARY SCHOOL	0	0	2	2	2	2	2	2	3	2	17
FL	DELAND HIGH SCHOOL	1	0	0	0	1	0	0	0	8	7	17

State	SCHOOL NAME	Boy Only Algebra	Girl Only Algebra	Other Boy Only Math	Other Girl Only Math	Boy Only Science	Girl Only Science	Boy Only English	Girl Only English	Other Boy Only	Other Girl Only	Sum Total
FL	NEW SMYRNA BEACH HIGH SCHOOL	0	0	0	0	0	0	0	0	5	12	17
FL	SPRINGFIELD ELEMENTARY SCHOOL	0	0	2	2	2	2	2	2	2	2	16
FL	MERRITT BROWN MIDDLE SCHOOL	0	0	2	2	2	2	2	2	2	2	16
FL	SHORE ELEMENTARY MAGNET SCHOOL	0	0	2	2	2	2	2	2	2	2	16
FL	MAINLAND HIGH SCHOOL	0	0	0	0	0	0	0	0	8	5	13
FL	SPRUCE CREEK HIGH SCHOOL	0	0	0	0	0	0	1	0	3	9	13
FL	SOUTHWEST MIDDLE SCHOOL	0	0	2	1	2	1	2	1	2	1	12
FL	SEBASTIAN ELEMENTARY SCHOOL	0	0	2	1	2	1	2	1	2	1	12
FL	WILDWOOD MIDDLE/HIGH SCHOOL	0	0	6	6	0	0	0	0	0	0	12
FL	ATLANTIC HIGH SCHOOL	0	0	0	0	0	0	0	1	7	3	11
FL	PINE RIDGE HIGH SCHOOL	1	0	0	0	1	0	0	0	5	4	11
FL	LAKE WALES SENIOR HIGH SCHOOL	0	0	0	0	0	0	3	6	0	0	9
FL	EDGEWATER PUBLIC SCHOOL	0	0	0	0	1	0	0	0	8	0	9
FL	SURFSIDE MIDDLE SCHOOL	0	0	1	1	1	1	1	1	1	1	8
FL	BREAKFAST POINT ACADEMY	0	0	1	1	1	1	1	1	1	1	8
FL	MORT ELEMENTARY SCHOOL	0	0	1	1	1	1	1	1	1	1	8
FL	HERITAGE ELEMENTARY SCHOOL	0	0	1	1	1	1	1	1	1	1	8
FL	SEABREEZE HIGH SCHOOL	0	0	0	0	0	1	0	0	3	4	8
FL	DELTONA HIGH SCHOOL	1	0	0	0	0	1	0	0	4	1	7
FL	SWEETWATER ELEMENTARY SCHOOL	0	0	1	0	1	0	0	0	5	0	7
FL	CREEKSIDE MIDDLE SCHOOL	0	0	0	0	0	0	0	0	1	6	7
FL	MANATEE COVE ELEMENTARY SCHOOL	0	0	0	0	0	0	0	0	7	0	7
FL	BLAKE HIGH SCHOOL-MAGNET	0	0	0	0	0	0	2	2	1	1	6
FL	NORTH ELEMENTARY SCHOOL	0	0	0	0	0	0	0	0	3	3	6
FL	ROOSEVELT MIDDLE SCHOOL	0	0	4	2	0	0	0	0	0	0	6
FL	NORTHPORT K-8 SCHOOL	0	0	1	1	1	1	1	1	0	0	6
FL	SOUTH SUMTER HIGH SCHOOL	1	1	0	0	1	1	1	1	0	0	6
FL	DELTONA MIDDLE SCHOOL	0	0	0	0	0	0	0	0	6	0	6
FL	NEW SMYRNA BEACH MIDDLE SCHOOL	0	0	0	0	1	0	1	0	2	2	6
FL	HERITAGE MIDDLE SCHOOL	0	0	0	0	1	0	0	0	1	4	6
FL	PALMETTO ELEMENTARY SCHOOL	0	0	0	0	0	0	0	0	3	2	5
FL	BLUE LAKE ELEMENTARY SCHOOL	0	0	0	0	0	0	0	0	5	0	5
FL	SILVER SANDS MIDDLE SCHOOL	0	0	0	0	1	0	0	0	2	2	5
FL	BOND ELEMENTARY SCHOOL	0	0	1	0	1	0	1	0	1	0	4
FL	MAX BRUNER JUNIOR MIDDLE SCHL	0	0	1	1	0	0	1	1	0	0	4
FL	CAMPBELL MIDDLE SCHOOL	0	0	1	0	0	0	0	0	1	1	3
FL	ORMOND BEACH MIDDLE SCHOOL	0	0	1	0	1	0	0	0	1	0	3
FL	T. DEWITT TAYLOR MIDDLE-HIGH	0	0	0	0	0	0	0	0	3	0	3
FL	SUGAR MILL ELEMENTARY SCHOOL	0	0	0	0	0	0	0	0	3	0	3
FL	DELAND MIDDLE SCHOOL	0	0	0	0	0	0	0	0	3	0	3



State	SCHOOL NAME	Boy Only Algebra	Girl Only Algebra	Other Boy Only Math	Other Girl Only Math	Boy Only Science	Girl Only Science	Boy Only English	Girl Only English	Other Boy Only	Other Girl Only	Sum Total
IL	CAPITAL COLLEGE PREP ACAD	0	0	6	6	6	6	6	6	6	6	48
IL	SCHRUM MEMORIAL SCHOOL	1	1	3	3	3	3	3	3	0	0	20
IL	RHODES ELEM SCHOOL	0	0	0	0	0	0	0	0	9	9	18
IL	EFFINGHAM JUNIOR HIGH SCHOOL	0	0	0	0	0	0	0	0	6	6	12
IL	YORK COMM HIGH SCHOOL	0	0	0	0	0	0	5	3	0	0	8
IL	JEFFERSON MIDDLE SCHOOL	0	0	1	1	1	1	1	1	1	1	8
IL	HENRY-SENACHWINE HIGH SCHOOL	0	0	0	0	0	0	0	0	1	1	2
IL	BLOOM HIGH SCHOOL	0	0	0	0	0	0	1	1	0	0	2
IL	BLOOM TRAIL HIGH SCHOOL	0	0	0	0	0	0	1	1	0	0	2
IL	BRIMFIELD GRADE SCHOOL	0	0	0	0	0	0	0	0	1	1	2
IL	DIETERICH JR/SR HIGH SCHOOL	0	0	0	0	0	0	0	0	1	1	2
IN	GUION CREEK MIDDLE SCHOOL	0	0	0	0	0	0	24	25	0	0	49
IN	BARKER MIDDLE SCH	0	0	0	1	3	2	7	8	1	3	25
IN	ANDERSON PREPARATORY ACADEMY	0	0	0	0	0	0	0	0	12	12	24
IN	JEFFERSON-CRAIG ELEM SCH	2	2	2	2	2	2	2	2	2	2	20
IN	WHITE'S JR-SR HIGH SCHOOL	2	2	0	0	2	2	2	2	2	2	16
IN	RIVERVIEW SCHOOL	0	0	0	0	0	0	8	6	0	0	14
IN	ELSTON MIDDLE SCHOOL	0	0	1	1	2	1	3	2	1	0	11
IN	BROWN COUNTY HIGH SCHOOL	0	0	0	0	0	0	0	0	4	5	9
IN	PERRY CENTRAL ELEM SCHOOL	0	0	2	0	2	0	2	0	2	0	8
IN	GARRETT MIDDLE SCH	0	0	0	0	0	0	4	4	0	0	8
IN	JIMTOWN JUNIOR HIGH SCHOOL	0	0	0	0	0	0	0	0	3	3	6
IN	GREENSBURG COMMUNITY JR HIGH	0	0	0	0	0	0	0	0	0	6	6
IN	WES-DEL MIDDLE/SENIOR HIGH SCH	0	0	0	0	0	0	0	0	3	3	6
IN	HAGERSTOWN JR-SR HIGH SCHOOL	1	0	0	0	0	0	1	0	0	0	2
KS	DERBY HIGH SCHOOL	0	0	0	0	0	0	0	0	5	4	9
KS	CLEARWATER HIGH	0	0	0	0	0	0	0	0	3	3	6
KS	ATCHISON HIGH SCHOOL	0	0	0	0	0	0	0	0	2	2	4
KS	MISSION VALLEY ELEMENTARY AND JUNIOR HIGH	0	0	0	0	0	0	0	0	2	2	4
KS	QUINTER JR-SR HIGH	0	0	0	0	1	1	0	0	1	1	4
KS	WINFIELD HIGH	0	0	0	0	0	0	0	0	2	2	4
KS	CLEARWATER MIDDLE	0	0	0	0	0	0	0	0	1	1	2
KS	MADISON HIGH	0	0	0	0	0	0	0	0	1	1	2
KS	MEADE HIGH	0	0	0	0	0	0	1	1	0	0	2
KS	PEABODY-BURNS JR/SR HIGH SCHOOL	0	0	0	0	0	0	0	0	1	1	2
KS	WINFIELD MIDDLE SCHOOL	0	0	0	0	0	0	0	0	1	1	2
KS	DODGE CITY HIGH SCHOOL	0	0	0	0	0	0	0	0	0	1	1
KS	WELLINGTON HIGH SCHOOL	0	0	0	0	0	0	0	0	0	1	1
KS	MUNFORDVILLE ELEMENTARY SCHOOL	0	0	4	4	4	4	4	4	4	4	32
KY	SEBREE ELEMENTARY SCHOOL	0	0	1	1	1	1	1	1	1	1	8
KY	HANCOCK COUNTY HIGH SCHOOL	1	1	0	0	0	0	0	0	1	2	5

State	SCHOOL NAME	Boy Only Algebra	Girl Only Algebra	Other Boy Only Math	Other Girl Only Math	Boy Only Science	Girl Only Science	Boy Only English	Girl Only English	Other Boy Only	Other Girl Only	Sum Total
KY	MUHLENBERG NORTH MIDDLE	0	0	0	0	0	0	2	2	0	0	4
KY	NORTH HARDIN HIGH SCHOOL	0	0	0	0	0	0	0	0	2	2	4
KY	LARRY A. RYLE HIGH SCHOOL	0	0	0	0	0	0	0	0	1	1	2
KY	RUSSELL HIGH SCHOOL	1	1	0	0	0	0	0	0	0	0	2
LA	SOPHIE B. WRIGHT INST. OF ACADEMIC EXCELLENCE	4	4	6	6	3	3	10	10	0	0	46
LA	ARTHUR F. SMITH MIDDLE MAGNET SCHOOL	0	0	5	5	5	5	5	5	5	5	40
LA	LANGSTON HUGHES ACADEMY CHARTER SCHOOL	0	0	4	4	4	4	4	4	4	4	32
LA	O.P. WALKER SENIOR HIGH SCHOOL	6	7	0	0	0	0	0	0	0	0	13
LA	GLENMORA HIGH SCHOOL	0	0	1	1	1	1	1	1	1	1	8
LA	RAYVILLE HIGH SCHOOL	0	0	0	0	0	0	0	0	3	2	5
LA	HOMER HIGH SCHOOL	0	0	0	0	0	0	0	0	3	0	3
LA	HOMER JUNIOR HIGH SCHOOL	0	0	0	0	0	0	0	0	0	2	2
MA	NORTH MIDDLE SCHOOL	0	0	0	0	0	0	15	15	0	0	30
MA	KIPP ACADEMY LYNN CHARTER SCHOOL	0	0	1	1	1	1	1	1	1	1	8
MA	JOHN F KENNEDY	0	0	1	1	0	0	1	1	0	0	4
MA	BELLAMY MIDDLE	0	1	0	0	0	0	0	0	0	0	1
MD	WESTMINSTER HIGH	0	1	0	2	0	0	1	2	39	29	74
MD	THE SEED SCHOOL OF MARYLAND	3	3	6	6	9	9	9	9	9	9	72
MD	FRANCIS SCOTT KEY HIGH	0	0	0	1	4	2	2	3	28	32	72
MD	WINTERS MILL HIGH	0	0	0	0	0	2	0	1	23	39	65
MD	SOUTH CARROLL HIGH	2	0	0	0	0	1	2	0	31	24	60
MD	CENTURY HIGH	1	0	0	0	0	4	3	3	17	26	54
MD	NORTH CARROLL HIGH	0	1	0	1	1	2	2	2	19	14	42
MD	MANCHESTER VALLEY HIGH	1	0	0	0	2	0	1	0	23	12	39
MD	CROSSROADS MIDDLE SCHOOL	0	0	0	2	0	2	0	1	0	20	25
MD	WESTMINSTER WEST MIDDLE	1	0	1	1	0	1	1	1	1	15	22
MD	BOONSBORO HIGH	0	0	0	0	2	2	2	2	2	2	12
MD	MOUNT AIRY MIDDLE	0	0	0	1	0	1	0	1	1	7	11
MD	LINTON SPRINGS ELEMENTARY	0	0	1	0	0	0	2	0	6	0	9
MD	SHILOH MIDDLE	0	0	0	1	0	0	0	2	4	2	9
MD	SOUTHERN MIDDLE SCHOOL	0	0	0	0	0	0	0	0	4	4	8
MD	OKLAHOMA ROAD MIDDLE	0	0	0	1	0	0	0	0	2	4	7
MD	WESTMINSTER EAST MIDDLE	0	0	0	0	0	0	0	0	0	3	3
MD	TANEYTOWN ELEMENTARY	0	0	0	0	0	0	0	1	1	0	2
MD	NORTHWEST MIDDLE	0	0	0	0	0	0	0	0	0	1	1
MD	SYKESVILLE MIDDLE	0	0	0	0	0	0	0	0	0	1	1
MD	PINEY RIDGE ELEMENTARY	0	0	0	0	0	0	0	0	1	0	1
ME	WILLARD SCHOOL	0	0	2	2	2	2	2	2	2	2	16
MI	BLANCHE KELSO BRUCE ACADEMY-ST. ANTOINE	0	0	7	3	7	3	7	3	21	9	60
MI	FRONTIER INTERNATIONAL ACADEMY	4	4	1	2	5	6	5	6	6	6	45
MI	OVID-ELSIE HIGH SCHOOL	0	0	0	0	0	0	0	0	15	15	30
MI	NORTHRIDGE ACADEMY	1	1	2	2	3	3	3	3	3	3	24



State	SCHOOL NAME	Boy Only Algebra	Girl Only Algebra	Other Boy Only Math	Other Girl Only Math	Boy Only Science	Girl Only Science	Boy Only English	Girl Only English	Other Boy Only	Other Girl Only	Sum Total
MI	REETHS-PUFFER INTERMEDIATE SCH.	0	0	2	2	3	3	2	2	3	3	20
MI	BUCHANAN MIDDLE SCHOOL	0	0	0	0	0	0	0	0	5	7	12
MI	OTSEGO MIDDLE SCHOOL	1	0	1	2	2	0	3	2	1	0	12
MI	EASTERN WASHTENAW MULTICULTURAL ACADEMY WEST MAPLE ELEMENTARY SCHOOL	1	1	1	1	2	2	1	1	0	0	10
MI	OAKLAND INTERNATIONAL ACADEMY-MIDDLE/HIGH	0	0	0	0	0	0	6	4	0	0	10
MI	MARVIN L. WINANS ACADEMY OF PERFORMING ARTS ELEM.	0	0	1	0	1	0	1	0	1	0	4
MI	BLANCHE KELSO BRUCE ACADEMY-CONNOR CHIPPEWA HILLS INTERMEDIATE SCHOOL	0	1	0	0	0	1	0	1	0	1	4
MI	OSCAR A. CARLSON HIGH SCHOOL	0	0	0	0	0	0	0	0	2	2	4
MI	LUTHER L. WRIGHT HIGH SCHOOL	0	0	0	0	0	0	0	0	2	2	4
MI	JACKSON PARK INTERMEDIATE	0	0	0	1	0	1	0	1	0	1	4
MI	JENISON JUNIOR HIGH SCHOOL	0	0	0	0	0	0	0	0	1	2	3
MI	JENISON HIGH SCHOOL	0	0	0	0	0	0	0	0	1	2	3
MI	YPSILANTI HIGH SCHOOL	0	0	0	0	0	0	0	0	1	2	3
MI	CRESTWOOD HIGH SCHOOL	0	0	0	0	0	0	0	0	1	1	2
MI	ATHERTON HIGH SCHOOL	0	0	0	0	0	0	0	0	1	1	2
MI	CARNEY-NADEAU SCHOOL RAINBOW ELEMENTARY SCHOOL	0	0	0	0	0	0	0	0	1	1	2
MI	BESSIE B. BAKER SCHOOL ORCHARD LAKE MIDDLE SCHOOL	0	0	0	0	0	0	0	0	1	1	2
MI	GLADWIN HIGH SCHOOL	0	0	0	0	0	0	1	1	0	0	2
MI	KALKASKA HIGH SCHOOL	0	1	0	0	0	0	0	0	0	0	1
MI	LAINGSBURG HIGH SCHOOL MT. PLEASANT SENIOR HIGH SCHOOL	0	0	0	0	0	0	1	0	0	0	1
MI		0	0	0	0	0	0	0	0	0	1	1
MN	BATTLE CREEK MIDDLE	8	9	4	3	13	12	24	20	33	31	157
MN	AURORA MIDDLE SCHOOL MINNEAPOLIS ACADEMY CHARTER SCHOOL	2	2	2	2	4	4	4	4	4	4	32
MN	BATTLE LAKE SECONDARY	1	1	3	3	1	1	2	2	3	3	20
MN	ROBERT J. ELKINGTON MIDDLE SCHOOL	0	0	1	1	1	1	1	1	1	1	8
MN	NORTH SENIOR HIGH	0	0	0	0	0	0	0	0	3	3	6
MN	CARVER ALC - school 0020 GREENBUSH-MIDDLE RIVER SENIOR HIGH	0	0	3	2	0	0	1	0	0	0	6
MN	CEDAR MOUNTAIN SECONDARY	0	0	0	0	0	0	0	0	0	4	4
MN	KASSON-MANTORVILLE MIDDLE SCHOOL	0	0	0	0	0	0	0	0	2	2	4
MN	CARVER ELEMENTARY	0	0	0	0	0	0	0	0	2	1	3
MN	TARTAN SENIOR HIGH	0	0	0	0	0	0	0	0	1	2	3
MN	GOLDEN LAKE ELEMENTARY	0	0	1	1	0	0	0	0	0	0	2
MN	KENNEDY SECONDARY SCHOOL	0	0	0	0	0	0	0	0	1	1	2
MN	RED WING SENIOR HIGH	0	0	0	0	0	0	0	0	1	1	2

State	SCHOOL NAME	Boy Only Algebra	Girl Only Algebra	Other Boy Only Math	Other Girl Only Math	Boy Only Science	Girl Only Science	Boy Only English	Girl Only English	Other Boy Only	Other Girl Only	Sum Total
MN	WILLMAR MIDDLE SCHOOL	0	0	0	0	0	0	0	0	1	1	2
MN	MENAHGA SECONDARY	0	0	0	0	0	0	0	0	0	1	1
MN	NEW LONDON-SPICER SR.	0	0	0	0	0	0	0	0	0	1	1
MN	WILLMAR SENIOR HIGH	0	0	0	0	0	0	0	0	0	1	1
MO	CHILLCOTHE MIDDLE	0	0	0	0	0	0	0	0	225	1106	416
MO	NIXA JUNIOR HIGH LEE A. TOLBERT COM. ACADEMY	0	0	0	0	0	0	0	0	20	21	41
MO	ROSS ELEM.	0	0	2	2	2	2	2	2	2	2	16
MO	NORMANDY HIGH	6	6	0	0	0	0	0	0	0	0	12
MO	PLATO HIGH	0	0	0	0	0	0	0	0	6	6	12
MO	HARRISONVILLE MIDDLE	0	0	2	2	2	2	0	0	0	0	8
MO	CARMAN TRAILS ELEM.	0	0	1	1	1	1	1	1	1	1	8
MO	CHILLCOTHE HIGH	0	0	0	0	0	0	0	0	3	3	6
MO	GAINESVILLE HIGH	0	0	0	0	0	0	0	0	3	2	5
MO	COOTER HIGH	0	0	0	0	0	0	0	0	2	2	4
MO	EL DORADO SPRINGS MIDDLE	0	0	0	0	0	0	0	0	2	2	4
MO	FAIR GROVE HIGH	0	0	0	0	0	0	0	0	2	2	4
MO	FAIR PLAY HIGH	0	0	0	0	0	0	0	0	2	2	4
MO	PATTONSBURG HIGH	0	0	0	0	0	0	0	0	2	2	4
MO	TINA-AVALON HIGH	0	0	0	0	0	0	0	0	2	2	4
MO	MIDWAY HIGH	0	0	0	0	0	0	1	1	1	1	4
MO	UNIVERSITY ACADEMY-MIDDLE	0	0	0	0	0	0	0	0	1	1	2
MO	CENTRALIA HIGH	0	0	0	0	0	0	0	0	1	1	2
MO	OZARK HIGH	0	0	0	0	0	0	0	0	1	1	2
MO	BELTON HIGH LAWNSDALE ELEMENTARY SCHOOL	0	0	0	0	0	0	0	0	0	1	1
MS	VICKSBURG INTERMEDIATE	0	0	5	5	5	5	5	5	5	5	40
MS	HIGHLAND BLUFF ELEMENTARY MIDDLE SCHOOL OF POPLARVILLE	0	0	3	2	3	2	3	2	3	2	20
MS	PONTOTOC HIGH SCHOOL JOSEPH L FRAZIER PRIMARY SCHOOL	0	0	0	0	0	0	0	0	4	5	9
MS	JEFFERSON MIDDLE SCHOOL CRYSTAL SPRINGS HIGH SCHOOL	0	0	1	1	1	1	1	1	1	1	8
MS	CRYSTAL SPRINGS HIGH SCHOOL	0	0	0	0	0	0	0	0	0	0	2
MS	CRYSTAL SPRINGS HIGH SCHOOL	0	0	0	0	0	0	0	0	0	1	1
MT	COLUMBIA FALLS HIGH SCHL	0	0	0	0	0	0	0	0	7	7	14
MT	BEAVERHEAD CO HIGH SCHOOL	0	0	0	0	0	0	0	0	3	3	6
MT	GARDINER SCHOOL	0	0	1	0	1	0	1	0	1	0	4
MT	WEST YELLOWSTONE 7-8	0	0	0	0	0	0	0	0	2	2	4
MT	GREAT FALLS HIGH SCHOOL	0	0	0	0	0	0	0	0	0	2	2
NC	DAVID W BUTLER HIGH	0	0	0	0	0	0	0	0	21	16	37
NC	MYERS PARK HIGH CATAWBA VALLEY EARLY COLLEGE H	0	0	2	1	0	0	0	0	14	15	32
NC	MYERS PARK HIGH CATAWBA VALLEY EARLY COLLEGE H	4	8	0	0	0	0	4	8	2	4	30
NC	KIMBERLEY PARK ELEMENTARY	0	0	3	3	3	3	6	6	3	3	30
NC	INDEPENDENCE HIGH	0	0	1	0	1	0	1	0	18	5	26



State	SCHOOL NAME	Boy Only Algebra	Girl Only Algebra	Other Boy Only Math	Other Girl Only Math	Boy Only Science	Girl Only Science	Boy Only English	Girl Only English	Other Boy Only	Other Girl Only	Sum Total
NC	RAMSON MIDDLE	0	0	0	0	0	0	0	0	1	0	1
NC	SELWYN ELEMENTARY	0	0	0	0	0	0	0	0	1	0	1
NC	MCKEE ROAD ELEMENTARY	0	0	0	0	0	0	0	0	1	0	1
NC	PERFORMANCE LEARNING GARINGER - NEW TECHNOLOGY	0	0	0	0	0	0	0	1	0	0	1
NC	WINGET PARK ELEM OLYMPIC - BIOTECHNOLOGY HEALTH	0	0	0	0	0	0	0	0	1	0	1
NC	DALTON MCMICHAEL HIGH	0	0	0	0	0	0	0	0	0	1	1
ND	FORT YATES MIDDLE SCHOOL	0	0	0	0	0	0	0	0	3	3	6
ND	DUNSEITH HIGH SCHOOL	0	0	0	0	0	0	0	0	1	1	2
NE	YORK HIGH SCHOOL GOSHEN-LEMPSTER COOPERATIVE SCHOOL	0	0	0	0	0	0	0	0	0	1	1
NH	COOPERATIVE SCHOOL	0	0	0	0	0	0	0	0	1	1	2
NJ	WOODROW WILSON HIGH	8	0	0	0	2	1	10	7	16	11	55
NJ	RILETTA CREAM ELEM SCHOOL	0	0	4	4	4	4	4	4	4	4	32
NJ	MARION P THOMAS CS	0	0	3	3	3	3	3	3	3	3	24
NJ	EAST CAMDEN MIDDLE	0	0	2	2	2	2	2	2	2	2	16
NJ	CHESTNUT RIDGE MIDDLE	0	0	0	0	0	0	0	0	4	4	8
NJ	ORCHARD VALLEY MIDDLE	0	0	0	0	0	0	0	0	2	3	5
NM	SANTA TERESA MIDDLE	1	1	11	11	0	0	0	0	0	0	24
NM	MESA VIEW MIDDLE SCHOOL	0	0	0	0	0	0	5	5	1	1	12
NM	INDEPENDENCE HIGH SCHOOL	0	0	0	0	0	0	0	0	1	1	2
NM	BELEN HIGH	0	0	0	0	0	0	0	0	1	1	2
NM	Los Puentes Charter School RUBEN P DIAZ ELEMENTARY SCHOOL	0	0	0	0	0	0	0	1	0	0	1
NV	MANUEL J CORTEZ ELEMENTARY SCHOOL	0	0	12	12	12	12	12	12	12	12	96
NV	SUNRISE ACRES ELEMENTARY SCHOOL	0	0	10	10	10	10	10	10	10	10	80
NV	JOSEPH M NEAL ELEMENTARY SCHOOL	0	0	8	9	8	9	8	9	8	9	68
NV	JOHNSON CITY MIDDLE SCHOOL	0	0	8	8	8	8	8	8	8	8	64
NY	RAYMOND C BUCKLEY ELEMENTARY SCHOOL	0	0	0	0	0	0	0	0	18	18	36
NY	BENNETT HIGH SCHOOL	0	0	1	1	1	1	1	1	1	1	8
NY	RENSSELAER JUNIOR/SENIOR HIGH SCHOOL	0	0	0	0	0	0	0	0	2	2	4
NY	FUTURE LEADERS INSTITUTE CHARTER SCHOOL	0	0	0	0	0	0	0	0	2	2	4
NY	SUMMIT ACADEMY CHARTER SCHOOL	0	0	0	0	0	0	0	0	1	1	2
NY	FABIUS-POMPEY MIDDLE SCHOOL HIGH SCHOOL	1	1	0	0	0	0	0	0	0	0	2
NY	CLARY MIDDLE SCHOOL	0	0	0	0	0	0	0	0	1	1	2
NY	MARTHA BROWN MIDDLE SCHOOL	1	1	0	0	0	0	0	0	0	0	2
NY	MINERVA DELAND SCHOOL	0	0	0	0	0	0	0	0	0	1	1
NY	WITHROW UNIVERSITY HIGH SCHOOL	0	0	0	0	0	0	0	0	0	1	1
OH	COLUMBUS INTERMEDIATE SCHOOL	9	9	0	0	5	5	5	5	19	18	75
OH	KNIGHT ACADEMY	0	0	4	4	4	4	4	4	4	4	32
OH	KNIGHT ACADEMY	0	0	3	3	3	3	3	3	6	6	30

State	SCHOOL NAME	Boy Only Algebra	Girl Only Algebra	Other Boy Only Math	Other Girl Only Math	Boy Only Science	Girl Only Science	Boy Only English	Girl Only English	Other Boy Only	Other Girl Only	Sum Total
OH	DOHN COMMUNITY CARYLWOOD INTERMEDIATE SCHOOL	2	2	0	0	3	3	3	3	0	0	16
OH	HANBY BUILDING ELEMENTARY SCHOOL	0	0	1	1	1	1	1	1	1	1	8
OH	ELM STREET ELEMENTARY SCHOOL	0	0	0	1	0	1	0	1	0	1	4
OH	WESTERN RESERVE HIGH SCHOOL	0	0	1	0	1	0	1	0	1	0	4
OH	DAYTON BOYS PREPARATORY ACADEMY	0	0	0	0	0	0	0	0	1	1	2
OH	LOCKLAND LOCAL MIDDLE SCHOOL	1	0	0	0	0	0	0	0	0	0	1
OH		0	0	0	0	0	0	0	0	1	0	1
OK	ROOSEVELT MS	0	0	20	18	17	14	37	34	17	14	171
OK	DEER CREEK MS	0	0	6	1	5	4	4	8	4	5	37
OK	VANOSS ES	0	0	3	4	1	2	3	4	3	4	24
OK	NORMAN HS	0	0	0	0	0	0	0	0	11	11	22
OK	CANADIAN ES	0	0	3	3	3	3	3	3	0	0	18
OK	GRAND VIEW PUBLIC SCHOOL	0	0	1	1	1	1	5	5	0	0	14
OK	KEOTA ES	0	0	0	0	0	0	3	3	2	2	10
OK	OWASSO 8TH GRADE CTR	0	0	1	2	1	2	0	0	2	2	10
OK	BENNINGTON ES	0	0	1	1	1	1	1	1	0	0	6
OK	FRIEND PUBLIC SCHOOL	1	1	0	0	0	0	0	0	2	2	6
OK	SILO ES	0	0	2	0	0	2	1	1	0	0	6
OK	SOPER ES	0	0	0	0	0	0	0	0	3	3	6
OK	HARMONY PUBLIC SCHOOL	0	0	0	0	0	0	0	0	2	3	5
OK	BURLINGTON ES	0	0	0	1	0	1	0	2	0	0	4
OK	CASHION ES	0	0	1	0	1	0	1	0	1	0	4
OK	CRAIN ES	0	0	1	1	0	0	1	1	0	0	4
OK	FOYIL JHS	0	0	0	0	2	2	0	0	0	0	4
OK	LAVERNE ES	0	0	0	0	0	0	1	1	1	1	4
OK	MARBLE CITY PUBLIC SCHOOL	0	0	0	0	0	0	2	2	0	0	4
OK	NEW LIMA ES	0	0	0	0	0	0	1	1	1	1	4
OK	OKAY ES	0	0	1	1	1	1	0	0	0	0	4
OK	PORUM HS	0	0	0	0	0	0	2	2	0	0	4
OK	CHEYENNE HS	0	0	1	1	0	0	0	0	0	0	2
OK	FOYIL ES	0	0	0	0	0	0	0	0	1	1	2
OK	HAYWOOD PUBLIC SCHOOL	0	0	0	0	0	0	0	0	1	1	2
OK	JENKS MS	0	0	1	1	0	0	0	0	0	0	2
OK	TUPELO HS	1	1	0	0	0	0	0	0	0	0	2
OK	ANADARKO HS	0	0	0	0	0	0	0	0	1	0	1
OK	FRESHMAN ACADEMY	0	1	0	0	0	0	0	0	0	0	1
OK	OWASSO 7TH GRADE CTR	0	0	0	1	0	0	0	0	0	0	1
OR	JEFFERSON HIGH SCHOOL	8	8	2	0	7	2	0	0	0	2	29
OR	GRESHAM HIGH SCHOOL	0	0	0	0	0	0	0	0	1	2	3
OR	ALLIANCE CHARTER ACADEMY	0	0	0	0	0	0	0	0	0	1	1
OR	SHERWOOD HIGH SCHOOL	0	0	0	0	0	0	0	0	1	0	1
PA	RICHARD ALLEN PREPARATORY CS	0	0	2	2	2	2	2	2	10	10	32
PA	CAMERON COUNTY JSHS	0	0	0	0	0	0	0	0	4	4	8

State	SCHOOL NAME	Boy Only Algebra	Girl Only Algebra	Other Boy Only Math	Other Girl Only Math	Boy Only Science	Girl Only Science	Boy Only English	Girl Only English	Other Boy Only	Other Girl Only	Sum Total
PA	SHAMOKIN AREA EL SCH	0	0	0	0	1	1	2	2	0	0	6
PA	NORTHERN BEDFORD CO MS/SHS	0	0	0	0	0	0	0	0	2	2	4
PA	SHALER AREA EL SCH	0	0	0	0	0	0	0	0	2	2	4
PA	IMHOTEP INSTITUTE CHS	0	0	0	0	0	0	0	0	1	1	2
PA	NORTH CLARION CO EL SCH	0	0	0	0	0	0	0	0	1	1	2
PA	SHALER AREA MS	0	0	0	0	0	0	0	0	1	1	2
SC	ARMS/EXCEL ACADEMY AT MORNINGSIDE											
SC	DARLINGTON MIDDLE	1	2	15	13	15	14	24	13	29	29	155
SC	CROSSROADS MIDDLE	0	0	19	20	16	19	20	17	18	20	149
SC	RONALD E. MCNAIR MIDDLE	4	3	8	8	12	11	11	12	21	19	109
SC	MID-CAROLINA MIDDLE	0	0	11	12	14	14	13	14	13	15	106
SC	LANGSTON CHARTER MIDDLE	1	2	8	9	9	11	9	11	18	22	100
SC	BOILING SPRINGS INTERMEDIATE	0	0	11	12	11	12	11	12	11	12	92
SC	SPARTANBURG CHARTER SCHOOL	0	0	8	8	8	8	8	8	8	8	64
SC	HOLLIS ACADEMY	0	0	6	6	6	6	6	6	6	6	48
SC	BREWER MIDDLE	0	0	6	6	6	6	6	6	6	6	48
SC	LIBERTY MIDDLE	0	0	7	9	5	5	8	8	0	0	42
SC	NEVITT FOREST COMMUNITY SCHOOL OF INNOVATION	0	0	5	5	5	5	5	5	5	5	40
SC	GROVE ELEMENTARY	0	0	5	5	5	5	5	5	5	5	40
SC	MILITARY MAGNET ACADEMY	0	0	6	4	8	3	5	3	6	3	38
SC	J. PAUL TRULUCK MIDDLE	1	1	2	2	3	3	3	3	9	9	36
SC	CREEK BRIDGE HIGH	0	0	2	2	5	5	6	4	5	5	34
SC	GUINYARD-BUTLER MIDDLE	0	0	4	4	4	4	4	4	4	4	32
SC	NORTH CHARLESTON ELEMENTARY	0	0	4	4	4	4	4	4	4	4	32
SC	BAPTIST HILL HIGH	0	0	4	4	4	4	4	4	4	4	32
SC	WOODFIELDS ELEMENTARY	0	0	4	4	4	4	4	4	4	4	32
SC	BISHOPVILLE PRIMARY	0	0	4	4	4	4	4	4	4	4	32
SC	SIX MILE ELEMENTARY	0	0	4	4	4	4	4	4	4	4	32
SC	APPLE CHARTER SCHOOL	0	0	4	4	4	4	4	4	3	3	30
SC	DACUSVILLE ELEMENTARY	0	0	4	4	3	3	4	4	3	4	29
SC	NEWINGTON ELEMENTARY	0	0	4	5	4	5	5	5	0	0	28
SC	HAND MIDDLE	0	0	1	1	2	4	4	4	5	4	25
SC	FOREST HILLS ELEMENTARY	0	0	3	3	3	3	3	3	3	3	24
SC	LATTA MIDDLE	0	0	3	3	3	3	3	3	3	3	24
SC	HANNAH-PAMPLICO ELEMENTARY AND MIDDLE	0	0	3	3	3	3	3	3	3	3	24
SC	WHITE KNOLL MIDDLE	0	0	3	3	3	3	3	3	3	3	24
SC	JEFFERSON ELEMENTARY	0	0	3	3	3	3	3	3	3	3	24
SC	ASHLEY RIDGE HIGH	0	0	0	0	0	0	0	0	14	8	22
SC	HILTON HEAD ISLAND INTERNATIONAL BACCALAUREATE ELE	0	0	2	2	2	2	2	2	4	4	20
SC	LATTA ELEMENTARY	0	0	3	2	3	2	3	2	3	2	20
SC	CHERRYDALE ELEMENTARY	0	0	2	3	2	3	2	3	2	3	20
SC	JAMES H. HENDRIX ELEM	0	0	2	3	2	3	2	3	2	3	20

State	SCHOOL NAME	Boy Only Algebra	Girl Only Algebra	Other Boy Only Math	Other Girl Only Math	Boy Only Science	Girl Only Science	Boy Only English	Girl Only English	Other Boy Only	Other Girl Only	Sum Total
SC	SOUTHSIDE MIDDLE	0	0	2	2	2	2	2	3	2	2	17
SC	ST. PAUL ELEMENTARY	0	0	2	2	2	2	2	2	2	2	16
SC	HENDERSONVILLE ELEMENTARY	0	0	2	2	2	2	2	2	2	2	16
SC	JOHNSTON ELEMENTARY	0	0	2	2	2	2	2	2	2	2	16
SC	WALLACE ELEMENTARY/MIDDLE	0	0	2	2	2	2	2	2	2	2	16
SC	MARSHALL ELEMENTARY	0	0	2	2	2	2	2	2	2	2	16
SC	BELLEVIEW ELEMENTARY	0	0	2	2	2	2	2	2	2	2	16
SC	GOLD HILL ELEMENTARY	0	0	2	2	2	2	2	2	2	2	16
SC	A. R. RUCKER MIDDLE	0	0	1	2	2	3	1	2	2	2	15
SC	CHARLES PINCKNEY ELEMENTARY	0	0	2	2	2	2	2	2	0	2	14
SC	WADE HAMPTON HIGH	0	0	0	0	0	0	0	0	6	8	14
SC	RAINBOW LAKE MIDDLE	0	0	0	0	4	3	0	0	3	4	14
SC	HAUT GAP MIDDLE	0	0	0	0	0	0	0	0	6	6	12
SC	NEW HEIGHTS MIDDLE	0	0	2	2	2	2	2	2	0	0	12
SC	NORTH ELEMENTARY	0	0	1	2	1	2	1	2	1	2	12
SC	JONESVILLE ELEMENTARY	0	0	2	2	2	2	2	2	0	0	12
SC	MIDDLE K-8 SCHOOL	0	0	2	2	2	2	2	2	0	0	12
SC	NORTH AUGUSTA ELEMENTARY	0	0	1	1	1	1	1	1	1	1	8
SC	OKATIE ELEMENTARY	0	0	1	1	1	1	1	1	1	1	8
SC	MACEDONIA MIDDLE	0	0	1	1	1	1	1	1	1	1	8
SC	CHERAW INTERMEDIATE	0	0	2	0	2	0	2	0	2	0	8
SC	SUMMERVILLE ELEMENTARY	0	0	0	2	0	2	0	2	0	2	8
SC	WILLIAM M. REEVES ELEMENTARY	0	0	1	1	1	1	1	1	1	1	8
SC	WEST LEE ELEMENTARY	0	0	1	1	1	1	1	1	1	1	8
SC	CLAUDE A. TAYLOR ELEMENTARY	0	0	1	1	1	1	1	1	1	1	8
SC	MCCOLL ELEMENTARY/MIDDLE	0	0	1	1	1	1	1	1	1	1	8
SC	BROOKDALE ELEMENTARY	0	0	1	1	1	1	1	1	1	1	8
SC	DOVER ELEMENTARY	0	0	1	1	1	1	1	1	1	1	8
SC	RICHARD H. GETTYS MIDDLE	0	0	1	1	1	1	1	1	1	1	8
SC	HOPKINS ELEMENTARY	0	0	1	1	1	1	1	1	1	1	8
SC	CROWDERS CREEK ELEMENTARY	0	0	1	1	1	1	1	1	1	1	8
SC	JOHN DE LA HOWE	0	0	1	1	1	1	1	1	1	1	8
SC	MACEDONIA ELEMENTARY	0	0	1	1	0	0	1	1	1	1	6
SC	CHARLESTON CHARTER SCHOOL FOR MATH AND SCIENCE	0	0	0	0	0	0	0	0	3	3	6
SC	LEAD ACADEMY CHARTER SCHOOL	0	0	0	0	0	0	0	0	3	3	6
SC	CAMDEN HIGH	1	1	0	0	0	0	1	1	1	1	6
SC	FAIRFOREST MIDDLE	0	0	1	1	0	0	0	0	2	2	6
SC	SIMS MIDDLE	0	0	0	2	0	2	0	2	0	0	6
SC	CENTERVILLE ACADEMY OF 21ST CENTURY LEARNING	0	0	0	1	0	1	0	1	0	1	4
SC	KNIGHTSVILLE ELEMENTARY	0	0	0	1	0	1	0	1	0	1	4
SC	DELMAE ELEMENTARY	0	0	1	0	1	0	1	0	1	0	4
SC	LAKEVIEW MIDDLE	0	0	1	1	0	0	1	1	0	0	4

State	SCHOOL NAME	Boy Only Algebra	Girl Only Algebra	Other Boy Only Math	Other Girl Only Math	Boy Only Science	Girl Only Science	Boy Only English	Girl Only English	Other Boy Only	Other Girl Only	Sum Total
SC	HERBERT A. WOOD ELEMENTARY	0	0	0	1	0	1	0	1	0	1	4
SC	BATESBURG-LEESVILLE MIDDLE	0	0	0	1	0	1	0	1	0	1	4
SC	BOILING SPRINGS MIDDLE SCHOOL	0	0	1	1	0	0	1	1	0	0	4
SC	BUFFALO ELEMENTARY	0	0	1	0	1	0	1	0	1	0	4
SC	INDIA HOOK ELEMENTARY	0	0	1	1	0	0	1	1	0	0	4
SC	SUMMERVILLE HIGH	0	0	0	0	0	0	1	1	0	0	2
SC	CORINTH ELEMENTARY	0	0	0	0	0	0	0	0	1	0	1
SD	WILMOT MIDDLE SCHOOL - 03	0	0	0	0	0	0	0	0	2	2	4
SD	SOUTH CENTRAL MIDDLE SCHOOL - 02	0	0	1	0	1	0	1	0	1	0	4
SD	MILBANK HIGH SCHOOL - 01	0	0	0	0	0	0	0	0	0	1	1
SD	FLANDREAU HIGH SCHOOL - 01	0	0	0	0	0	0	0	0	0	1	1
TN	SOUTHWIND HIGH SCHOOL	12	16	0	0	0	0	18	15	0	0	61
TN	CHATTANOOGA CHARTER SCHOOL OF EXCELLENCE	0	0	4	6	4	6	4	6	4	6	40
TN	VOLUNTEER HIGH SCHOOL	12	8	0	0	0	0	10	8	0	0	38
TN	SPRINGFIELD MIDDLE SCHOOL	0	0	4	5	4	5	4	5	4	5	36
TN	HOWARD SCHOOL OF ACADEMICS TECHNOLOGY	6	6	0	0	3	3	5	4	1	2	30
TN	OCOEE MIDDLE SCHOOL	0	0	3	2	3	2	3	2	3	2	20
TN	LOWRANCE ELEMENTARY SCHOOL	0	0	2	2	2	2	2	2	2	2	16
TN	GLEASON SCHOOL	0	0	0	0	0	0	0	0	6	6	12
TN	MT. JULIET HIGH SCHOOL	0	0	0	0	4	4	1	0	0	0	9
TN	RED BANK HIGH SCHOOL	0	0	0	0	0	0	0	0	4	3	7
TN	BRIGHTON HIGH SCHOOL	4	3	0	0	0	0	0	0	0	0	7
TN	DRESDEN MIDDLE SCHOOL	0	0	0	0	0	0	0	0	3	3	6
TN	BRADLEY CENTRAL HIGH SCHOOL	0	1	0	1	0	0	0	0	0	0	2
TN	CENTRAL HIGH SCHOOL	0	0	0	0	0	0	0	0	1	1	2
TN	SULLIVAN CENTRAL HIGH SCHOOL	1	1	0	0	0	0	0	0	0	0	2
TN	NORTHVIEW MIDDLE SCHOOL	1	0	0	0	0	0	0	0	0	0	1
TX	PHOENIX SCHOOL	7	6	14	12	24	21	24	19	23	20	170
TX	BRAZOSWOOD H S	5	1	1	0	3	0	5	6	0	0	21
TX	DAVID W CARTER HS	10	10	0	0	0	0	0	0	0	0	20
TX	DANIELS EL	0	0	3	3	3	3	3	3	0	0	18
TX	MANARA ACADEMY	0	0	1	2	2	2	3	3	2	2	17
TX	BRAZOSPORT H S	1	0	2	0	2	0	2	2	4	2	15
TX	W H GASTON MS	0	0	0	0	0	0	10	4	0	0	14
TX	GRIFFITH EL	0	0	2	1	0	0	6	2	0	0	11
TX	SEAGOVILLE HS	5	6	0	0	0	0	0	0	0	0	11
TX	FREEMONT INT	0	0	4	0	0	0	0	4	2	0	10
TX	HAPPY H S	0	0	1	1	0	0	1	1	3	3	10
TX	ROPES SCHOOL	0	0	0	0	1	1	3	3	1	1	10
TX	RAYMOND MAYS MIDDLE	1	1	0	1	2	2	2	1	0	0	10
TX	A P BEUTEL EL	0	0	2	1	0	0	4	2	0	0	9
TX	JAMES MADISON HS	3	2	0	0	0	2	0	0	1	1	9



State	SCHOOL NAME	Boy Only Algebra	Girl Only Algebra	Other Boy Only Math	Other Girl Only Math	Boy Only Science	Girl Only Science	Boy Only English	Girl Only English	Other Boy Only	Other Girl Only	Sum Total
TX	HAYS COUNTY	0	0	1	1	1	1	1	1	1	1	8
TX	SAN MARCOS	0	0	1	1	1	1	1	1	1	1	8
TX	CLUTE INT	0	0	1	2	0	0	5	0	0	0	8
TX	KIPP COASTAL VILLAGE	0	0	2	2	2	2	0	0	0	0	8
TX	CHANNING SCHOOL	0	0	2	1	2	2	0	0	0	0	7
TX	LOMETA SCHOOL	0	1	1	1	0	0	0	0	2	2	7
TX	SOUTHLAND SCHOOL	1	1	1	1	0	0	1	0	1	1	7
TX	LAKE JACKSON INT	0	0	2	0	0	0	4	0	0	0	6
TX	T W OGG EL	0	0	1	1	0	0	2	2	0	0	6
TX	GLADYS POLK EL	0	0	2	0	0	0	2	2	0	0	6
TX	GARNER EL	0	0	1	1	1	1	1	1	0	0	6
TX	HUNT SCHOOL	0	0	1	1	1	1	1	1	0	0	6
TX	NEW WAVERLY J H	0	0	0	0	0	0	0	0	3	2	5
TX	VELASCO EL	0	0	2	0	0	0	2	0	0	0	4
TX	O'HARA LANIER MIDDLE	0	0	0	0	0	0	3	1	0	0	4
TX	BUCKHOLTS SCHOOL	0	0	0	0	1	1	0	0	1	1	4
TX	JIM NED MIDDLE	0	0	0	0	0	0	2	2	0	0	4
TX	KENNARD H S	0	0	1	1	0	0	1	1	0	0	4
TX	MEDINA H S	0	0	2	2	0	0	0	0	0	0	4
TX	PRINGLE-MORSE EL-J H	0	0	0	0	0	0	2	2	0	0	4
TX	RICHLAND SPRINGS SCHOOL	2	0	0	0	0	0	1	0	1	0	4
TX	ROYSE CITY MIDDLE	0	0	0	0	0	0	0	0	2	2	4
TX	TRENTON MIDDLE SCHOOL	0	0	0	0	0	0	1	1	1	1	4
TX	WESTPHALIA EL	0	0	0	0	0	0	1	1	1	1	4
TX	BESS BRANNEN EL	0	0	1	0	0	0	2	0	0	0	3
TX	O A FLEMING EL	0	0	0	1	0	0	0	2	0	0	3
TX	O M ROBERTS EL	0	0	1	0	0	0	2	0	0	0	3
TX	CANTON H S	0	0	0	0	0	0	0	0	3	0	3
TX	DEVERS JH	0	0	0	0	0	0	2	1	0	0	3
TX	HARTLEY SCHOOL	0	0	0	0	1	0	1	1	0	0	3
TX	GATEWAY COLLEGE PREPARATORY SCHOOL	0	0	0	0	1	1	0	0	0	0	2
TX	AUSTWELL-TIVOLI H S	0	0	0	0	0	0	0	0	1	1	2
TX	CHILDRESS J H	0	0	0	0	0	0	0	0	1	1	2
TX	SAM TASBY MS	0	0	1	1	0	0	0	0	0	0	2
TX	DEW EL	0	0	0	0	0	0	0	0	1	1	2
TX	AUSTIN MIDDLE	0	0	0	0	0	0	0	0	1	1	2
TX	JONESBORO SCHOOL	0	0	0	0	0	0	0	0	1	1	2
TX	MARFA JUNIOR/SENIOR HIGH	0	0	0	0	0	0	0	0	1	1	2
TX	NORMANGEE H S	0	0	0	0	0	0	0	0	1	1	2
TX	NORMANGEE MIDDLE	0	0	0	0	0	0	0	0	1	1	2
TX	RUSK J H	0	0	1	1	0	0	0	0	0	0	2
TX	BRAZOS MIDDLE	0	0	0	0	0	0	1	1	0	0	2
TX	S F AUSTIN EL	0	0	0	0	0	0	0	1	0	0	1
TX	ALEX W SPENCE TALENTED/GIFTED ACADEMY	0	0	0	0	0	0	0	0	1	0	1



**List 3: All-Girl Public Schools Identified in 2011-2014, Organized by State**

Colors Not Significant

City	State	All-Girl School Name	E/M/H	Total Enrollment	URL	Race	Type
<b>Los Angeles</b>	CA	New Village Charter High School	H	142	<a href="http://www.newvillagecharter.org/">http://www.newvillagecharter.org/</a>	83% Hispanic	Pregnant/Parenting
<b>Los Angeles</b>	CA	Harold Mcalister High	H	190	<a href="#">None</a>	85% Hispanic	
<b>Los Angeles</b>	CA	Ramona Opportunity High	H	118	<a href="#">None</a>	99% Hispanic	Pregnant/Parenting
<b>Los Angeles</b>	CA	Thomas Riley High	H	179	<a href="#">None</a>	80% Hispanic	
<b>Denver</b>	CO	Girls Athletic Leadership School - Charter	M/H	275	<a href="http://www.galschools.org/">http://www.galschools.org/</a>	43% Hispanic, 33% White	
<b>Denver</b>	CO	Florence Crittenton High School	H	159	<a href="http://florencecrittenton.wikispaces.dpsk12.org/">http://florencecrittenton.wikispaces.dpsk12.org/</a>	85% Hispanic	Pregnant/Parenting
<b>DC</b>	DC	Excel Academy Public Charter School	E	402	<a href="http://excelpubliccharterschool.org/">http://excelpubliccharterschool.org/</a>	99% Black	
<b>New Castle</b>	DE	Reach Academy for Girls	E	266	<a href="http://www.reachacademyforgirls.org/">www.reachacademyforgirls.org/</a>	65% Black, 30% White	
<b>Bradenton</b>	FL	Just for Girls	E	No Info	<a href="http://www.myjfg.org/">http://www.myjfg.org/</a>	38% Hispanic, 29% Black, 25% White	
<b>Miami</b>	FL	Cope Center North	M/H	141	<a href="http://copecenternorth.dadeschools.net/">http://copecenternorth.dadeschools.net/</a>	69% Black, 29% Hispanic	Pregnant/Parenting

City	State	All-Girl School Name	E/M/H	Total Enrollment	URL	Race	Type
<b>Miami</b>	FL	JRE Lee Opportunity Alternative Education School for Girls	M/H	107	<a href="http://www.localschooldirectory.com/public-school/18423/FL">http://www.localschooldirectory.com/public-school/18423/FL</a>	65% Black, 33% Hispanic	Alternative Ed.
<b>Miami</b>	FL	Young Women's Preparatory Academy	M/H	369	<a href="http://www.ywpafl.org/">http://www.ywpafl.org/</a>	66% Hispanic, 20% Black, 14% White	
<b>Tampa</b>	FL	Ferrell Middle Magnet School	M	315	<a href="http://ferrell.mysdhc.org/">http://ferrell.mysdhc.org/</a>	42% Black, 26% Hispanic, 24% White	
<b>Atlanta</b>	GA	Coretta Scott King Young Women's Leadership Academy Middle School	M	552	<a href="http://www.atlanta.k12.ga.us/Domain/2754">http://www.atlanta.k12.ga.us/Domain/2754</a>	99% Black	
<b>Atlanta</b>	GA	Coretta Scott King Young Women's Leadership Academy High School,	H	231	<a href="http://www.atlanta.k12.ga.us/Domain/4152">http://www.atlanta.k12.ga.us/Domain/4152</a>	99% Black	
<b>Atlanta</b>	GA	Ivy Prep Academy at Kirkwood for Girls School	E	215	<a href="http://int.ivyprepacademy.org/kirk/">http://int.ivyprepacademy.org/kirk/</a>	No Info	
<b>Gwinnett</b>	GA	Ivy Preparatory Academy	M/H	512	<a href="http://int.ivyprepacademy.org/">http://int.ivyprepacademy.org/</a>	No Info	
<b>Boise</b>	ID	Marian Pritchett Memorial School	H	38	<a href="http://marianpritchett.schoolboiseshools.org/">http://marianpritchett.schoolboiseshools.org/</a>	12% Hispanic, 83% White	Pregnant and Parenting Teens
<b>Chicago</b>	IL	Young Women's Leadership Charter School of Chicago	M/H	350	<a href="http://www.ywlcs.org/">http://www.ywlcs.org/</a>	79% African American	
<b>Gary</b>	IN	Frankie W McCullough Academy for Girls	M	388	<a href="http://www.garycsc.k12.in.us/schools/frankie-w-mccullough-academy-for-girls/">http://www.garycsc.k12.in.us/schools/frankie-w-mccullough-academy-for-girls/</a>	95% Black	

City	State	All-Girl School Name	E/M/H	Total Enrollment	URL	Race	Type
<b>Louisville</b>	KY	Frederick Law Olmsted Academy South	M	824	<a href="http://www.jefferson.kyschools.us/schools/Middle/OlmstedSouth.html">http://www.jefferson.kyschools.us/schools/Middle/OlmstedSouth.html</a>	45% Black, 36% White	
<b>Baltimore</b>	MD	Western High School	H	980	<a href="http://whsaainc.org/">http://whsaainc.org/</a>	87% Black	
<b>Baltimore</b>	MD	Baltimore Leadership School for Young Women	M/H	289	<a href="http://blsyw.org/">http://blsyw.org/</a>	95% Black	
<b>Detroit</b>	MI	Detroit International Academy for Young Women	E/M/H	550	<a href="http://detroitk12.org/schools/dia/">http://detroitk12.org/schools/dia/</a>	89% Black	
<b>Minneapolis</b>	MN	Sisters in Science, Technology, Engineering, and RX Charter School	M	162	<a href="http://www.thebestacademy.org/site_res_view_folder.aspx?id=093c7585-7e77-4a16-b8f2-4b6558e835f">http://www.thebestacademy.org/site_res_view_folder.aspx?id=093c7585-7e77-4a16-b8f2-4b6558e835f</a>	99% Black, 1% Hispanic	
<b>St. Paul</b>	MN	Laura Jeffrey Academy Charter	M	252	<a href="http://www.laurajeffreyacademy.org/our-promise-and-principles/">http://www.laurajeffreyacademy.org/our-promise-and-principles/</a>	60% White, 21% Black	
<b>St. Paul</b>	MN	AGAPE Teen Parent	M/H	120	<a href="http://agape.spps.org/The_AGAPE_Program">http://agape.spps.org/The_AGAPE_Program</a>	33% Black, 29% Asian, 27% Hispanic	Pregnant/Parenting
<b>Greensboro</b>	NC	Middle College High at Bennett	H	110	<a href="http://mcbennett.gcsnc.com/pages/Middle_College_at_Bennett">http://mcbennett.gcsnc.com/pages/Middle_College_at_Bennett</a>	92% Black	
<b>Albuquerque</b>	NM	New Futures School	M/H	213	<a href="http://newfutures.aps.edu/">http://newfutures.aps.edu/</a>	79% Hispanic	Pregnant/Parenting
<b>Albany</b>	NY	Brighter Choice School for Girls	E	275	<a href="http://www.brighterchoice.org/girls/">http://www.brighterchoice.org/girls/</a>	90% Black	

City	State	All-Girl School Name	E/M/H	Total Enrollment	URL	Race	Type
<b>New York</b>	NY	Girls Preparatory Charter School of New York	E/M	455	<a href="http://publicprep.org/schools/les_elementary/about">http://publicprep.org/schools/les_elementary/about</a>	50% Black, 46% Hispanic	
<b>Bronx</b>	NY	Bronx Global Learning Institute for Girls Charter	E	242	<a href="http://www.bgligschool.org/index.html">http://www.bgligschool.org/index.html</a>	62% Hispanic, 34% Black	
<b>Bronx</b>	NY	Girls Preparatory Charter School of the Bronx,	E	296	<a href="http://publicprep.org/schools/bronx_elementary/about">http://publicprep.org/schools/bronx_elementary/about</a>	57% Hispanic, 40% Black	
<b>Bronx</b>	NY	Young Women's Leadership School of the Bronx	M	180	<a href="http://schools.nyc.gov/SchoolPortals/09/X568/default.htm">http://schools.nyc.gov/SchoolPortals/09/X568/default.htm</a>	36% Black, 62% Hispanic, 1% White	
<b>Brooklyn</b>	NY	Urban Assembly Institute of Math & Science for Young Women	M/H	508	<a href="http://www.uainstitute.com/">http://www.uainstitute.com/</a>	78% Black, 13% Hispanic, 5% Asian, 1% White	
<b>Brooklyn</b>	NY	Excellence Girls Charter School	E	309	<a href="http://excellencegirls.uncommonschools.org/excellence-girls/faqs">http://excellencegirls.uncommonschools.org/excellence-girls/faqs</a>	106% Black	
<b>Albany</b>	NY	Albany Leadership Charter High School for Girls	H	257	<a href="http://www.albanyleadershiphigh.org/about/">http://www.albanyleadershiphigh.org/about/</a>	81% Black	
<b>Albany</b>	NY	Brighter Choice Charter Middle School for Girls	M	108	<a href="http://www.brighterchoicems.org/girls/">http://www.brighterchoicems.org/girls/</a>	79% Black	
<b>New York</b>	NY	Young Women's Leadership School of East Harlem	M/H	451	<a href="http://www.tywls.org/mission/">http://www.tywls.org/mission/</a>	59% Hispanic, 30% Black	
<b>New York</b>	NY	Urban Assembly School of Business for Young Women	H	377	<a href="http://www.uasbyw.org/about-us/">http://www.uasbyw.org/about-us/</a>	94% Black and Latino	

City	State	All-Girl School Name	E/M/H	Total Enrollment	URL	Race	Type
Queens	NY	Young Women's Leadership School of Queens,	M/H	513	<a href="http://schools.nyc.gov/SchoolPortals/28/Q896/default.htm">http://schools.nyc.gov/SchoolPortals/28/Q896/default.htm</a>	57% Black, 21% Asian, 19% Hispanic	
Queens	NY	Young Women's Leadership School of Astoria	M/H	496	<a href="http://schools.nyc.gov/SchoolPortals/30/Q286/default.htm">http://schools.nyc.gov/SchoolPortals/30/Q286/default.htm</a>	No Info	
Brooklyn	NY	Urban Assembly School for Criminal Justice,	M/H	376	<a href="http://www.uascriminaljustice.org/our-history.html">http://www.uascriminaljustice.org/our-history.html</a>	34% Black, 35% Asian, 22% Hispanic	
Brooklyn	NY	Young Women's Leadership School of Brooklyn	M	253	<a href="http://schools.nyc.gov/SchoolPortals/14/K614/default.htm">http://schools.nyc.gov/SchoolPortals/14/K614/default.htm</a>	67% Black, 31% Hispanic	
Westbury	NY	Teenage Parenting Program	H		<a href="http://www.nassauboces.org/site/Default.aspx?PageID=552">http://www.nassauboces.org/site/Default.aspx?PageID=552</a>	No Info	
Toledo	OH	Polly Fox Academy Community School	M/H	137	<a href="http://www.pollyfox.org/content_page2.aspx?cid=16">http://www.pollyfox.org/content_page2.aspx?cid=16</a>	68% Black	Pregnant/Parenting
Cleveland	OH	Warner Girls' Leadership Academy	E	361	<a href="http://www.clevelandmetroschools.org/Page/1267">http://www.clevelandmetroschools.org/Page/1267</a>	100% Black	
Cleveland	OH	Douglass MacArthur-Girls' Leadership Academy PreK-5	E	230	<a href="http://www.clevelandmetroschools.org/Page/1260">http://www.clevelandmetroschools.org/Page/1260</a>	41% Black 13% Hispanic 10% Multiracial	
Columbus	OH	Columbus City Preparatory School for Girls	M	337	<a href="http://ccsweb.columbus.k12.oh.us/applications/schoolwebsites/SchoolProfile.nsf/(WebPublic2)/Columbus_City_Preparatory_School_for_Girls?OpenDocument">http://ccsweb.columbus.k12.oh.us/applications/schoolwebsites/SchoolProfile.nsf/(WebPublic2)/Columbus_City_Preparatory_School_for_Girls?OpenDocument</a>	79% Black	
Dayton	OH	Charity Adams Earley Girls Academy	E/M	395	<a href="http://www.dps.k12.oh.us/school-charity-adams-earley/">http://www.dps.k12.oh.us/school-charity-adams-earley/</a>	86% Black	

City	State	All-Girl School Name	E/M/H	Total Enrollment	URL	Race	Type
<b>Toledo</b>	OH	Ella P. Stewart Academy for Girls	E	251	<a href="http://www.tps.org/district-programs-sp-264058039/51-gallery-of-great-school-designs/112-ella-p-stewart-academy-for-girls">http://www.tps.org/district-programs-sp-264058039/51-gallery-of-great-school-designs/112-ella-p-stewart-academy-for-girls</a>	92% Black	
<b>Youngstown</b>	OH	Athena: School of Excellence for girls	M 7-8	175	<a href="http://www.neighborhoodlink.com/schools/69853_Athena_School_Of_Excellence_For_Girls_Youngstown">http://www.neighborhoodlink.com/schools/69853_Athena_School_Of_Excellence_For_Girls_Youngstown</a>		
<b>Philadelphia</b>	PA	Philadelphia High School for Girls	H	994	<a href="http://webgui.phila.k12.pa.us/schools/g/girlshigh/about-us">http://webgui.phila.k12.pa.us/schools/g/girlshigh/about-us</a>	64% Black	
<b>Philadelphia</b>	PA	Rhodes E.W Academy for Girls	M/H	399	<a href="http://www.usnews.com/education/best-high-schools/pennsylvania/districts/the-school-district-of-philadelphia/rhodes-e-w-academy-17244">http://www.usnews.com/education/best-high-schools/pennsylvania/districts/the-school-district-of-philadelphia/rhodes-e-w-academy-17244</a>	99% Black, 1% Hispanic	
<b>Chattanooga</b>	TN	Chattanooga Girls Leadership Academy	M	167	<a href="http://cglaonline.com/about/subnav-element/">http://cglaonline.com/about/subnav-element/</a>	78% Black	
<b>Houston</b>	TX	Kipp Voyage Academy for Girls	M	180	<a href="http://www.kippouston.org/voyage">http://www.kippouston.org/voyage</a>	78% Black	
<b>Austin</b>	TX	Richards School for Young Women Leaders	M/H	621	<a href="http://www.annrichardsschool.org/about-the-school">http://www.annrichardsschool.org/about-the-school</a>	63% Hispanic	
<b>Dallas</b>	TX	Irma Lerma Rangel Young Women's Leadership School HS	H	1106	<a href="http://www.dallasisd.org/domain/2655">http://www.dallasisd.org/domain/2655</a>	73% Hispanic	



City	State	All-Girl School Name	E/M/H	Total Enrollment	URL	Race	Type
<b>Dallas</b>	TX	Irma Lerma Rangel Young Women's Leadership School MS,	M	274	<a href="http://www.dallasisd.org/domain/2655">http://www.dallasisd.org/domain/2655</a>	73% Hispanic	
<b>Fort Worth</b>	TX	Center for New Lives	E/M/H	131	<a href="http://newlives.fwisd.org/pages/NewLivesSchool">http://newlives.fwisd.org/pages/NewLivesSchool</a>	49% Black, 47% Hispanic	Pregnant/Parenting
<b>Fort Worth</b>	TX	Young Women's Leadership Academy	M/H	205	<a href="http://www.fwisd.org/pages/FWISD/Departments_Programs/Departments_A-K/Choices/Middle_School_Programs_School/Young_Women's_Leadership_Acade">http://www.fwisd.org/pages/FWISD/Departments_Programs/Departments_A-K/Choices/Middle_School_Programs_School/Young_Women's_Leadership_Acade</a>	54% Hispanic, 33% Black	
<b>Houston</b>	TX	Young Women's College Prep Academy,	M/H	215	<a href="http://www.houstonisd.org/domain/3513">http://www.houstonisd.org/domain/3513</a>	46% Hispanic	-
<b>Lubbock</b>	TX	Margaret Talkington School for Young Women Leaders	M/H	302	<a href="http://www.lubbockisd.org/pages/Lubbock_ISD_TX">http://www.lubbockisd.org/pages/Lubbock_ISD_TX</a>	47% Hispanic, 33% White	-
<b>Pharr</b>	TX	Sotomayor High School	H	172	<a href="http://sotomayor.psjaisd.us/apps/pages/index.jsp?uREC_ID=137400&amp;type=d&amp;pREC_ID=266706">http://sotomayor.psjaisd.us/apps/pages/index.jsp?uREC_ID=137400&amp;type=d&amp;pREC_ID=266706</a>	No Info	Pregnant/Parenting
<b>San Antonio</b>	TX	Young Women's Leadership Academy	M/H	389	<a href="http://www.saisd.net/schools/ywla/">http://www.saisd.net/schools/ywla/</a>	90% Hispanic,	
<b>Spanish Fork</b>	UT	Young Parents School	H	69	<a href="http://www.greatschools.org/ut/ah/west-valley-city/323-Young-Parents-Program/">http://www.greatschools.org/ut/ah/west-valley-city/323-Young-Parents-Program/</a>	59% Hispanic, 29% White	
<b>Milwaukee</b>	WI	Lady Pitts High School	M/H	106	<a href="https://k12.niche.com/lady-pitts-high-school-milwaukee-wi/">https://k12.niche.com/lady-pitts-high-school-milwaukee-wi/</a>	92% Black	

**List 4: All-Boy Public Schools Identified in 2011-2014, Organized by State**

Colors Not Significant

City	State	All-Boy School Name	Total Enrollment	Race	URL	E/M/H
<b>Wilmington</b>	DE	Prestige Academy	289	98% Black and Hispanic	<a href="http://www.prestigeacademycs.org/about-us.html">http://www.prestigeacademycs.org/about-us.html</a>	M
<b>Miami</b>	FL	Young Men's Preparatory Academy	143	100% Black and Hispanic	<a href="http://ympacademy.org/apps/pages/index.jsp?uREC_ID=204859&amp;type=d">http://ympacademy.org/apps/pages/index.jsp?uREC_ID=204859&amp;type=d</a>	H
<b>Opa-Locka</b>	FL	Richard Allen Charter Leadership Academy	45	93% Black	<a href="http://www.greatschools.org/florida/opa_locka/12605-Richard-Allen-Leadership-Academy/">http://www.greatschools.org/florida/opa_locka/12605-Richard-Allen-Leadership-Academy/</a>	E
<b>Tampa</b>	FL	Franklin Middle Magnet School	283	42% Black, 26% White, 24% Hispanic	<a href="http://franklin.mysdhc.org/expectations">http://franklin.mysdhc.org/expectations</a>	M
<b>Atlanta</b>	GA	The Best Academy at Benjamin S. Carson	557	100% Black	<a href="http://www.atlanta.k12.ga.us/page/12773">http://www.atlanta.k12.ga.us/page/12773</a>	M
<b>Atlanta</b>	GA	The Best Academy at Benjamin S. Carson High School	209	100% Black	<a href="http://www.atlanta.k12.ga.us/page/12773">http://www.atlanta.k12.ga.us/page/12773</a>	H
<b>Atlanta</b>	GA	Fulton Leadership Academy	153	100% Black	<a href="http://www.fultonleadershipacademy.net/about-us/the-fla-way/">http://www.fultonleadershipacademy.net/about-us/the-fla-way/</a>	M/H
<b>Atlanta</b>	GA	Ivy Preparatory Young Men's Leadership Academy	254	100% Black	<a href="http://int.ivyprepacademy.org/about-ivy-prep/mission/">http://int.ivyprepacademy.org/about-ivy-prep/mission/</a>	E
<b>Chicago</b>	IL	Urban Preparatory Academy - E Garfield High School	351	91% Black	<a href="http://www.urbanprep.org/about">http://www.urbanprep.org/about</a>	H
<b>Chicago</b>	IL	Urban Preparatory Charter School South Shore High School	264	91% Black	<a href="http://www.urbanprep.org/about">http://www.urbanprep.org/about</a>	H
<b>Gary</b>	IN	Dr. Bernard C Watson Academy for Boys	220	84% Black	<a href="http://www.garycsc.k12.in.us/schools/dr-bernard-c-watson-academy-for-boys/">http://www.garycsc.k12.in.us/schools/dr-bernard-c-watson-academy-for-boys/</a>	E
<b>Louisville</b>	KY	Frederick Law Olmsted Academy	759	43% Black, 38% White	<a href="http://www.jefferson.kyschools.us/schools/Middle/OlmstedNorth/about.html">http://www.jefferson.kyschools.us/schools/Middle/OlmstedNorth/about.html</a>	M

City	State	All-Boy School Name	Total Enrollment	Race	URL	E/M/H
New Orleans	LA	Miller-McCoy Academy	427	99% Black	<a href="http://www.millermccoy.org/apps/pages/index.jsp?uREC_ID=213971&amp;type=d&amp;pREC_ID=416480/">http://www.millermccoy.org/apps/pages/index.jsp?uREC_ID=213971&amp;type=d&amp;pREC_ID=416480/</a>	M/H
Detroit	MI	Douglass Academy for Young Men	192	99% Black	<a href="http://detroitk12.org/schools/douglass/">http://detroitk12.org/schools/douglass/</a>	M/H
Minneapolis	MN	BEST Academy	444		<a href="http://www.thebestacademy.org/">http://www.thebestacademy.org/</a>	E
Meridian	MS	Magnolia Grove School	175	56% White, 43% African American	None	M/H
Greensboro	NC	Middle College at N.C. A&T	116	No Info	<a href="http://ncat.gcsnc.com/pages/Middle_College_at_N_C_A_T/About_Us/General_Information">http://ncat.gcsnc.com/pages/Middle_College_at_N_C_A_T/About_Us/General_Information</a>	H
Albany	NY	Brighter Choice Charter School for Boys	268	98% Black	<a href="http://www.brighterchoice.org/boys/our-school/single-gender-model/">http://www.brighterchoice.org/boys/our-school/single-gender-model/</a>	E
Brooklyn	NY	Excellence Boys Charter School (Bedford Stuyvesant)	498	95% Black	<a href="http://excellenceboys.uncommonschoools.org/excellence-boys/our-school">http://excellenceboys.uncommonschoools.org/excellence-boys/our-school</a>	E/M
Albany	NY	Green Tech High Charter School	312	93% Black	<a href="http://www.greentechhigh.org/about/single-gender/">http://www.greentechhigh.org/about/single-gender/</a>	H
Rochester	NY	University Preparatory Charter School for Young Men	303	90% Black	<a href="http://www.upreprochester.org/?page_id=347">http://www.upreprochester.org/?page_id=347</a>	M
Albany	NY	Brighter Choice Charter Middle School for Boys	112	98% Black	<a href="http://www.brighterchoicems.org/boys/">http://www.brighterchoicems.org/boys/</a>	M
Bronx	NY	Eagle Academy for Young Men	552	Predominantly Black	<a href="http://www.eaglebronx.org/home">http://www.eaglebronx.org/home</a>	M/H
Brooklyn	NY	Eagle Academy for Young Men II	336	88% Black	<a href="http://schools.nyc.gov/SchoolPortals/23/K644/AboutUs/Overview/default.htm">http://schools.nyc.gov/SchoolPortals/23/K644/AboutUs/Overview/default.htm</a>	M/H
Brooklyn	NY	Imagine Me Leadership Charter School	No Info	91% Black	<a href="http://imaginemeleadership.org/">http://imaginemeleadership.org/</a>	E
Cleveland	OH	Ginn Academy	High School	Start 2007	<a href="http://ClevelandMetroschools.org/Page939">Cleveland Metroschools.org/Page939</a>	H

City	State	All-Boy School Name	Total Enrollment	Race	URL	E/M/H
Cleveland	OH	Valley View Boys Leadership Academy	No Info	No Info	<a href="http://clevelandmetroschools.org/Page/1269">http://clevelandmetroschools.org/Page/1269</a>	Pre K-8
Cleveland	OH	Kenneth W. Clement Boys Leadership Academy	198	98% Black	<a href="http://www.clevelandmetroschools.org/Page/1263">http://www.clevelandmetroschools.org/Page/1263</a>	Pre K-5
Columbus	OH	Columbus City Preparatory		84% Black	<a href="http://ccsweb.columbus.k12.oh.us/applications/schoolwebsites/SchoolProfile.nsf/(WebPublic2)/Columbus_City_Preparatory_School_for_Boys?OpenDocument">http://ccsweb.columbus.k12.oh.us/applications/schoolwebsites/SchoolProfile.nsf/(WebPublic2)/Columbus_City_Preparatory_School_for_Boys?OpenDocument</a>	M
Dayton	OH	Dayton Boys Preparatory Academy	401	85% Black	<a href="http://www.dps.k12.oh.us/school-dbpa/">http://www.dps.k12.oh.us/school-dbpa/</a>	E/M
Toledo	OH	Lincoln Academy for Boys	136	98% Black	<a href="http://publicschools.k12.com/elementary-schools/oh/lucas-county/3904490052106.html">http://publicschools.k12.com/elementary-schools/oh/lucas-county/3904490052106.html</a>	k-6
Toledo	OH	Martin Luther King Academy for Boys Elementary School	No Info	91% Black	<a href="http://www.tps.org/school/elementary-school/246-martin-luther-king-jr-academy-for-boys">http://www.tps.org/school/elementary-school/246-martin-luther-king-jr-academy-for-boys</a>	E/M
Youngstown	OH	Alpha: School of Excellence for Boys	196	82% Black 6% Hispanic	<a href="http://www.movoto.com/schools/youngstown-oh/alpha-school-of-excellence-for-boys-390451605121/">http://www.movoto.com/schools/youngstown-oh/alpha-school-of-excellence-for-boys-390451605121/</a>	7-8 M
Philadelphia	PA	Boys Latin of Philadelphia	475	98% Black	<a href="http://www.boyslatin.org/pages/blmain/About_Us">http://www.boyslatin.org/pages/blmain/About_Us</a>	H
Memphis	TN	City University Boys Preparatory	109	99% Black	<a href="http://cityuniversitieschool.org/">http://cityuniversitieschool.org/</a>	M
Houston	TX	Kipp Polaris Academy for Boys	182	72.7% Black	<a href="http://www.kipp.org/about-kipp">http://www.kipp.org/about-kipp</a>	M
San Antonio	TX	BCFS-Harlingen	251	100% Hispanic	<a href="http://www.jubileeademiccenter.com/about-jac/">http://www.jubileeademiccenter.com/about-jac/</a>	E/M/H
Dallas	TX	Barack Obama Male Leadership Academy	172	55% Hispanic, 42% Black	<a href="http://www.dallasisd.org/domain/7216">http://www.dallasisd.org/domain/7216</a>	H
Houston	TX	Young Men's College Preparatory Academy	150	54.1% Black	<a href="http://www.houstonisd.org/Domain/22433">http://www.houstonisd.org/Domain/22433</a>	M/H

## Appendix A

### CRDC Questions about Single-Sex Academic Classes for 2009-10, 2011-12, & 2013-14 & 2015-16, Table Layout for 2009-10, 2011-12 CRDC Questions #19 & #20 on Single-Sex Academic Classes

#### 19. Single-Sex Academic Classes

- Does this school have single-sex classes in a co-educational school? Yes/No
- Single-sex classes are academic classes where only male students or only female students are permitted to take the class.
- If both male and female students are permitted to take the class, it is not a single-sex class.
- This question refers to classes, not courses.
- If the only single-sex classes are physical education, enter No.
- If the entire school is single-sex (all-male or all-female students), enter No.
- Independent study is not considered a single-sex class.

#### 20. Single-Sex Academic Classes in the School (only for co-educational schools with single-sex classes)

- Enter the number of single-sex academic classes in each subject area. Count classes, not courses, or students.
- Single-sex academic classes are academic classes in which only male students or only female students are permitted to take the class.
- Do not include classes where both male and female students are permitted to take the class.

Data collected by this table:

- Algebra or geometry
- Other mathematics
- Science
- English/reading/language arts
- Other academic subjects

Report data by the following disaggregation categories:

- Classes (With Only Males, With Only Females, Total Single-Sex Classes)
- Total Single-sex Classes is Web-based system autofill

Other academic subjects Category	Classes		
	With Only Males	With only Females	Total Single- Sex Classes
Algebra or geometry			*
Other mathematics			*
Science			*
English/reading/language arts			*
Other academic subjects			*

See p. 45 Part 1 of FMF study (Klein, 2012) for additional instructions in 2009-10

## Appendix A, cont.

### Table Layout for 2013-14 CRDC Questions #35 & #26 on Single-Sex Academic Classes

#### 1. Single-Sex Academic Classes \* CONTINUING FOR 2013-14 & 2015-16

Only for co-educational schools/justice facilities, grades K-12, UG

- A single-sex academic class refers to an academic class in a co-educational school where only male or only female students are permitted to take the class. A class should be counted as a single-sex class only if it excludes students of one sex from enrolling or otherwise participating in that class because of their sex. A class is not considered single-sex so long as it is open to members of both sexes, even if students of only one sex, or a disproportionate number of students of one sex, enroll.

#### Instructions

- A physical education class is not considered an academic class.

Question	Yes	No
Does this school have any students enrolled in one or more single-sex academic classes?		

#### 2. Single-Sex Academic Classes in the School CONTINUING FOR 2013-14 & 2015-16

Only for co-educational schools/justice facilities, grades K-12, UG with single-sex classes

- A single-sex academic class refers to an academic class in a co-educational school where only male or only female students are permitted to take the class. . A class should be counted as a single-sex class only if it excludes students of one sex from enrolling or otherwise participating in that class because of their sex. A class is not considered single-sex so long as it is open to members of both sexes, even if students of only one sex, or a disproportionate number of students of one sex, enroll.
- "Other mathematics" includes all mathematics courses except Algebra I, Geometry, and Algebra II. It includes both basic mathematics courses and college-preparatory courses.
- English/reading/language arts includes general English/reading/language arts courses as well as college-preparatory English/reading/language arts courses.
- Science includes general science courses as well as college-preparatory science courses such as biology, chemistry, and physics.
- "Other academic subjects" includes history, social studies, foreign languages, and computer science.

#### Instructions

- Enter the number of single-sex academic classes in each course or subject area with one or more students enrolled. Include classes for students in grades K-12, and comparable ungraded levels.
- Count classes, not courses.
- Enter the total count of classes, not the enrollment of students in those classes.
- For a co-educational school/justice facility that has single-sex students who receive all of their academic instruction from one teacher in one classroom, each academic subject area taught in the classroom is considered one single-sex class. For example, a co-educational elementary school that has male students who receive mathematics, science, reading/language arts and social studies instruction from one teacher in one classroom should consider each subject area a single-sex class.
- Elementary schools with single-sex math classes should report those classes as other mathematics.
- Independent study is not considered a single-sex class.
- A physical education class is not considered an academic class.
- Single-sex academic classes are academic classes in which only male students or only female students are permitted to take the class.

**Appendix A, cont.**

<b>Subject Areas</b>	<b>Classes for Males only</b>	<b>Classes for Females only</b>	<b>Total Single-Sex Classes</b>
Algebra I, Geometry, Algebra II			
Other mathematics			
Science			
English/reading/language arts			
Other academic subjects			

**Appendix B**  
**List of public all-girl and all-boy schools for 2007-2009**  
**Appendix D, (Klein, 2012): All girl and All boy Public Schools & Dual Academies**  
**Identified during 2007-9 with some 2014 update notes)**

	<b>Girls</b>	<b>Boys</b>
AR-2	<b>Jacksonville Middle Girls School 2005</b>	<b>Jacksonville Middle Boys School 2005</b>
AZ-0	<b>Florence Crittenton</b> -- allowed to be all-girl by new AZ law allowing single-sex charter schools in 2009-10. 2014 Crittenton Youth Academy is virtual public charter school 15% students are male	
CA-1	<p><b>New Village Charter High School</b>, an all-girls college preparatory school in Los Angeles, began offering single-sex classes in 2008. 142 Students continued 2014, pregnant &amp; parenting focus</p> <p><b>Jordan High School Female Academy, Long Beach</b> - Self- selected females attend a peer assistance class together in co-ed High School. This is not considered an academic class. Includes speakers and visits. Some students take this for 2 years.. Part of David Starr Jordan High School</p> <p><b>Jefferson Leadership Academy</b>—Middle school with all sex-segregated classes may not even be dual academy, Long Beach</p>	<p><b>Jordan High School Male - Academy</b> 36 boys in co-ed High School) Similar to Female Academy</p> <p><b>Jefferson Leadership Academy</b>—Middle school with all sex-segregated classes may not even be dual academy, Long Beach</p>
CO-0	<p>Dual <b>James Irwin Charter Middle School</b> - Girls in same building with boys. Single-sex core classes. 7<sup>th</sup> &amp; 8<sup>th</sup> grade electives are coed 2014-5.</p> <p><b>Betty Marler School all girls Charter</b> - Correctional Schools with one School behavior code, but physically separate campuses and staff</p> <p><b>Planned GALs in Denver for 2010</b> - Charter Girls Athletic Leadership School 275 students 2014</p>	<p>Dual <b>James Irwin Charter Middle School</b> - Boys in same building as girls. Single-sex core classes. 7<sup>th</sup> &amp; 8<sup>th</sup> grade electives are coed 2014-5.</p> <p><b>Ridge View Academy</b>-all boys Charter correctional school</p>
DE -1	<b>Reach Academy Charter</b> - new listing-multiple locations over years, Charter school Board recommended. Closed in 2014 since it was poorest performing school	<b>Prestige Academy</b> -Charter School
DC-3	<p><b>Excel Academy Public Charter School</b></p> <p><b>Imagine SE Public Charter School</b> – Pre K-3. Taken over by Democracy Prep in 2014-2015, and is coed with some single-sex classes</p> <p><b>MEI Residential Charter School</b> Ended 2009</p>	<p><b>Septima Clark Public Charter School</b> – Closed 2006</p> <p><b>Imagine SE Charter School Campus</b> - Taken over by Democracy Prep in 2014-2015, and is coed with some single- sex classes</p>
FL -6	<p><b>Young Women’s Preparatory Academy, Miami</b> 2006 Grades 6-12</p> <p><b>JRE Lee Opportunity School for Girls</b>, grades 6-12, Miami</p> <p><b>Young Women’s Academy for Academic and Civic</b></p>	<p><b>Young Men’s Preparatory Academy, Miami</b> 2008, Grades 6-12</p> <p><b>Richard Allen Leadership Academy Charter</b>, Grades K-5 Started 2008, Miami. Moved to Opa-Locka in 2014</p> <p><b>The Young Men’s Academy for Academic and Civic</b></p>



	<b>Development at Jan Mann Opportunity School, Miami, grades 6-12</b>	<b>Development at MacArthur South, Grades 6-12</b>
	<b>17 PACE Schools for girls with challenges K-3</b>	
<b>State</b>	<b>Girls</b>	<b>Boys</b>
GA- 3	<b>Coretta Scott King Young Women's Leadership Academy, Grades 7-8 Atlanta</b>  <b>Ivy Preparatory Academy Charter School for Girls 2007, Grades 6-12, Gwinett</b>	<b>BEST Academy at Benjamin Carson</b> 100% African-American males 2007, Grades 6-8, Atlanta
ID-1	<b>Marian Pritchett Memorial School</b> for pregnant and parenting teens	
IL-2	<b>Young Women's Leadership Charter School of Chicago</b> 2000, 350 students, Grades 7-12, 78% African American, 15% Hispanic, 80%, Free lunch	<b>Urban Prep Charter School-Chicago 2006</b> African American, Free Lunch
IN- 5	Duncan Elementary, renamed <b>Frankie Woods McCallough Academy for Girls</b> 2005 k-6, 385 100% African American, 89% Free lunch, Gary  <b>Coleman Academy for Girls</b> Grades 4-6 Public Magnet School, 102 students, 1:6 teacher-student ratio, Indianapolis. Closed 2009	<b>Edgar Evans Elementary School, , All boys academy</b> 2005-6, Indianapolis. Closed  Charles Drew Elementary, renamed <b>Dr. Bernard Watson Boys Academy</b> 2005 K-6. 462 students 1:16, 99% African American, 82% Free lunch, Gary  <b>Coleman Academy for Boys</b> Grades 4-6-7, Indianapolis. Closed 2009
KY -2	<b>Olmsted Academy South</b> girls middle school campuses, Louisville	<b>Olmsted Academy North</b> boys middle school campus, Louisville
LA -3	<b>Dual- Capital City Academy for Girls, High School</b> same address for both-became coed when taken over by Edison schools in 2009, Baton Rouge	<b>Capital City Academy for Boys, High School</b> same address for both-became coed when taken over by Edison schools in 2009, Baton Rouge  <b>Miller-McCoy Academy for Mathematics and Business</b> –all boys state approved charter school
MD-3	<b>Baltimore Leadership School for young women to open 9-09</b>  <b>Western High School for Girls 1844, Baltimore</b>  <b>Laurence Paquin Middle High</b> – historically for parenting girls, but became coed in fall 2009	<b>Bluford Drew Jemison Science Technology Engineering Mathematics Academy-</b> Charter Middle School (NASSPE said also for girls but not on web) East Baltimore. East school closed and west school is fully coed, found in 2014.
MI-5	<b>Detroit International Academy for Young Women</b> 2006  <b>Holmes Female Academy</b> in Flint. Closed 2009  <b>Ferguson Academy for young Women</b> -mostly teen mothers, Detroit	<b>Fredrick Douglass Preparatory Academy for Young Men</b> -College Prep 2006, Detroit  <b>Holmes Male Academy</b> -share 1 school, same name, Flint. Closed 2009
MN – 0	<b>Dual Academy : Minneapolis Academy</b> Grades 5-8, Charter school. As of 2014-5 no longer dual academy, but has single-sex classes for remedial language arts and math as well as homeroom, PE and arts  <b>S.I.S.T.E.R. Sisters in Science, Technology, Engineering and RX (Medicine) Charter School</b> Opened in 2008 Part	<b>Minneapolis Academy</b> Grades 5-8, Charter school. As of 2014-5 no longer dual academy, but has single-sex classes for remedial language arts and math as well as homeroom, PE and arts.  <b>BEST Boys in Engineering Science &amp; Technology</b>

	of and in same location as the BEST Charter School in Minneapolis]	Serves African American Boys 7 <sup>th</sup> grade -12, Minneapolis
<b>State</b>	<b>Girls</b>	<b>Boys</b>
MO -0	<b>MO Imagine Academy of Academic Success Charter, Grades K-8, St. Louis. Closed</b>	<b>MO Imagine Academy of Academic Success Charter, Grades K-8, St. Louis. Closed</b>
NY -18 (G-11, B-7)	<p><b>Brighter Choice Charter Schools Albany-Elementary</b> Girls-in old building 2002</p> <p><b>Girls Preparatory Charter School-NYC Elementary 2005</b></p> <p><b>Girls Prep Charter School in Bronx- Elementary</b></p> <p><b>Bronx Global Learning Institute for Girls</b> charter school- Elementary</p> <p><b>Young Women’s Leadership School of East Harlem- Middle Grades 7-12</b></p> <p><b>Young Women’s Leadership School of the Bronx</b> 2004 Middle Grades 7-10</p> <p><b>Young Women’s Leadership School Queens 2005 Middle Grades 7-9</b></p> <p><b>Young Women’s Leadership School, Astoria 2006</b> Middle Grades 6-12</p> <p><b>Urban Assembly Institute of Math &amp; Science for Young Women</b> Middle Grades 6-9</p> <p><b>Urban Assembly for Criminal Justice, 6-12</b></p> <p><b>Urban Assembly School of Business for Young Women, Manhattan-High School</b></p>	<p><b>Brighter Choice Charter Schools Albany- Elementary</b> Boys-in new building 2002</p> <p><b>Excellence Charter School of Bedford Stuyvesant – Elementary</b> 2004 Brooklyn</p> <p><b>Green Tech High Charter School in Albany</b></p> <p><b>Eagle Academy for Young Men, South Bronx 2004</b> High School</p> <p><b>Eagle Academy for Young Men II Brooklyn High School</b></p> <p><b>Urban Assembly Academy of Business &amp; Community Development, 2005</b> High School-College prep, Brooklyn. Recently closed</p> <p><b>Urban Assembly Academy of History and Citizenship for Young Men 2004</b> High School, Bronx. Recently closed</p>
NC -2	<b>Middle College of Bennett</b> 2002 for High School Girls grades 9-12	<b>Middle College at NC A&amp;T</b> 2003 for High School for college prep boys grades 9-12
OH -11 (G 5, B 6)	<p><b>Ella Stewart Academy for Girls</b> 2003, grades K-7, 95% African American, 94% Free lunch, Toledo</p> <p><b>Douglas MacArthur Girls Leadership School</b> 2007 Pre k-3 Cleveland</p> <p><b>Warner Girls Leadership School</b> Pre K-2 Cleveland</p> <p><b>*Charity Adams Earley Academy for Girls –2005,</b> Grades K-3, teach etiquette, African American &amp; Free lunch, Dayton</p> <p><b>Athena School of Excellence for Girls</b> 2005 for middle</p>	<p><b>Valley View Boys Leadership Academy</b> 2007, Pre K-3 Cleveland</p> <p><b>Clement Boys Leadership Academy- K-8</b></p> <p><b>Dayton Boys Prep Academy</b> 2006, K-3</p> <p><b>Alpha School of Excellence for Boys</b> 2005 in Youngstown for middle school boys. To be closed in 2009 because of cost.</p> <p><b>Lincoln Academy for Boys</b> 2003 Grades K-6 Public Magnet School, Toledo</p>

	school girls to be closed in 2009 because of cost, Youngstown	<b>Ginn Academy of Cleveland</b> for high school boys opened Aug. 2007
<b>State</b>	<b>Girls</b>	<b>Boys</b>
OR -1	<b>Harriet Tubman Leadership Academy for Young Women</b> , Grades 6-11, 180 students, Closed 2012	
PA – 4	<p>Dual Academy: <b>Southwest Leadership Academy Charter School</b> 2014-15 Still all single-sex classes.</p> <p>Dual Academy: <b>Anna B. Pratt Academy</b>. Closed 2013</p> <p>Dual Academy: <b>Mary Mcleod Bethune Academy</b>. No single-sex classes 2014-15.</p> <p>Dual Academy: <b>George W. Pepper Middle School</b>. Closed 2013</p> <p><b>Philadelphia High School for Girls</b>-Boys can be admitted, but don't apply 1848</p> <p><b>E.W. Rhodes High School for Girls</b> is a Young Women Leadership School and Victory School Partner</p>	<p><b>Southwest Leadership Academy Charter School-a Victory School</b> 2014-15 Still all single-sex classes.</p> <p><b>Anna B. Pratt Academy</b>- Closed 2013</p> <p>Dual Academy: <b>Mary Mcleod Bethune Academy</b> . No single-sex classes 2014-15.</p> <p>Dual Academy: <b>George W. Pepper Middle School</b>. Closed 2013</p> <p><b>Boys' Latin Philadelphia Charter School</b> –College Prep High school founded in 2007</p> <p><b>Fitzsimons High School for Boys</b>, a Young Man Leadership School in Philadelphia. It used to be a Victory school. 2014 closed.</p>
SC – 0	<p><b>Langston Charter Middle School</b> Greenville-Dual Academy 2014-5</p> <p><b>Morningside Middle School</b>, Grades 6-8, Charleston. 2014-15. Excel Academy 319 girls. Dual Academy 2014-15</p>	<p><b>Langston Charter Middle School</b> Greenville, -Dual Academy 2014-5</p> <p><b>Morningside Middle School</b> Grades 6-8, Charleston. 2014-15 Arms Academy 363 boys. Dual Academy 2014-15</p>
TN -1	<b>All Girls Leadership Academy</b> Scheduled to start in 2009 in Chattanooga	
TX -7	<p><b>Ann Richards School for Young Women Leaders</b> 2007, Grades 6-12, Austin</p> <p><b>Irma Rangel Leadership Academy</b> 2004, Grades 6-12, Dallas</p> <p><b>San Antonio Young Women's Leadership Academy</b> Grades 6-12</p> <p><b>Lubbock School for Young Women Leaders</b>, Grades 6-12, Magnet school</p> <p><b>KIPP Voyager Academy for Girls</b> open 2010 with 5th grade, Houston</p>	<p><b>Pro-Vision All Male Charter Middle School</b> 2000 Grades 6-8, Houston. 2014 no longer segregated.</p> <p><b>William A Lawson Institute for Peace and Prosperity Preparatory Academy for Boys</b>, 2002 Charter School Grades 6-8, Houston. 2014 now allows girls but offers single-sex classes</p> <p><b>Azleway Charter Boys School</b> Tyler – building trades, culinary arts (Part of larger social service org, had been a ranch for troubled boys- Part of Justice system</p> <p><b>KIPP Polaris Academy for Boys</b> 5-8<sup>th</sup> grade, 2007, Houston</p>
UT – 1	<b>Young Parents School</b> . According to OCR data all high school students were female, Spanish Fork, UT	

WI -3	<p><b>Spectrum High School for Girls</b> in Milwaukee. Closed 2014</p> <p><b>Lady Pitts High School</b> for pregnant teens</p> <p><b>Young Women’s Institute for Global Studies,</b> Milwaukee. This is a private school.</p>	
<b>State</b>	<b>Girls</b>	<b>Boys</b>
82=Total of SS schools included in totals for 2007-8 and 2008-9 ** excluding all shaded schools.	47	35

Yellow highlight means the school was not counted because it did not operate as a single-sex school during study years 2007-8 and 2008-9.

Green highlight means FMF counted the Dual academy structure as one coed school, not as two separate all boy or all girl schools because it appeared that there was only one administrative structure for the school.

Purple highlight on some schools that FMF learned were correctional schools and thus not included in the final state tabulation.

Some of the other schools on this list may also be sex-segregated schools for adjudicated youth.

Years given after the school name indicate the year the single-sex education started.

## Appendix C: South Carolina Case Study

### History:

Since 2006, South Carolina has been a leader in promoting single-sex education in public schools. It is one of the few states that keeps records on the prevalence of coed K-12 public schools offering single-sex classes and the only state to regularly publish the names of these schools on their state education agency website (<https://ed.sc.gov>). In 2008-9, SC reported 216 schools that offered single-sex classes, more than in any other state. In 2011-12 it listed 84 public schools with single-sex classes and in 2012-13, it listed 69 public schools with single-sex classes.

Our report shows that although single-sex public education has decreased in South Carolina, the state still has some of the highest numbers of co-educational schools with deliberate sex segregation in the nation. The following summary discusses the multiple sources of data on the state of single-sex public education in South Carolina.

### Process:

The information gathered in this report came primarily from the Civil Rights Data Collection (CRDC) 2011-2012 and the South Carolina Department of Education's 2011-2012 and 2012-2013 lists of schools offering single-gender classes. These results were compared with each another to assist in the verification and to note trends in the numbers and types of coed schools with single-sex (or by South Carolina's definition, "single-gender") classes. Although SC did not have data on schools with single-sex classes for 2013-14, they called schools to learn if they planned to have single-sex classes in 2014-15 (See Appendix E).

We also looked for all-female and all-male public schools. The enrollment data from the CRDC 2011-12 report and other US Department of Education (ED) data collections were compiled. This was done using Microsoft Excel and identifying schools that had zero boys or girls enrolled (meaning that only one gender was enrolled in that school). As in the rest of the report, we also did not count schools that did not have a sufficient number of students (at least 100) or, juvenile justice, or other schools which focused on behavior more than academics.

### Discussion of Results:

In 2009 FMF identified 216 public co-educational schools with single-sex classes in South Carolina and no all-boy or all-girl public single-sex schools. The 2011-12 CRDC report indicated that South Carolina had 84 co-educational schools offering single-sex classes. In the same year, South Carolina reported that 106 schools offered single-sex classes. When these two lists were compared, we found that three schools on the CRDC list of 84 schools were not included in the 2011-12 SC list of schools with single-gender classes. The comparison also revealed that 22 of the 106 schools on the SC list failed to report that they had single-sex classes in their 2011-12 CRDC responses. However, when looking at the types of single-gender classes in the SC list of 106 schools we found that five of these 22 schools only reported having physical education and one other non-academic single-sex class, thus they were following the CRDC instructions to only report if they had single-sex academic classes. (See Appendix D.)

### Appendix C, cont.

In July 2014, we examined the websites of each of the 69 schools on South Carolina's 2012-2013 list to see if they described their single-gender programs. We found that only 10 schools out of the 69 listed made it clear that they had single-gender classes. Even the dual academy schools discussed below failed to justify or explain their single-gender practices.

#### Dual Academy Schools:

Two of the coed middle schools, Langston Charter Middle School in Greenville and Morningside Middle School in Charleston, offer single-gender classes. They appear to operate as dual academies with girls and boys going to separate classes. However, since they share one building and a common principal, we will count each dual academy as a coed school with single-sex classes instead of as four separate single-sex schools.

Based on the CRDC data from 2011-2012 and their current website, Langston Charter Middle School <http://www.langstoncharter.org> is now operating as a coed school offering single-sex classes but they had previously indicated separate schools for boys and girls. The website does not say if any classes are co-educational. Langston Charter Middle School was properly counted as a coed school with single-sex classes in the 2011-12 CRDC results and in the lists of "South Carolina Schools Offering Single-Gender Classes 2011-12 and 2012-13."

Morningside Middle School in Charleston is the other dual academy coed school with single-gender classes. This school has separate web pages for its boys and girls academies, but has the same principal and building. In 2013-14 there were 363 boys in Arms Academy and 319 in Excel Academy.

- <http://www.ccsdschools.com/Schools/K12/armsAcademyMorningsideMiddle.php>
- <http://www.ccsdschools.com/Schools/K12/excelAcademy.MorningsideMddle.php>

Thus, for our 2011-14 report we counted Morningside as one coed school. Like Langston Charter Middle School, it was counted as one school in the South Carolina 2011-12 and 2012-3 lists of schools, but it was not included in the 2011-12 CRDC results as a coed school with single-sex classes. We are unsure if Morningside was excluded because of the request for only coed schools in the CRDC directions or for other reasons. Although the Arms Academy at Morningside was listed as having 290 boys and no girls in the 2011-12 CRDC enrollment data there was no listing of its companion Morningside Middle School for Girls (currently the Excel Academy at Morningside) in the 2011-12 CRDC or the CCD 2010-11 enrollment data sections but it was listed as a Dual Academy in Appendix B from the FMF state of sex segregation report (Klein, 2012). Thus, as in 2009, we could not find any public K-12 all boy or all girl schools in South Carolina but we did find two dual academy middle schools that appear to sex segregate in all academic classes. As for the rest of the report, this update on the SC results does not include schools that self-identified as a juvenile justice facilities or that appear to focus on students that focus on behavioral treatment for drugs and mental health more than academics.

**Appendix C, cont.****Summary of Interviews:**

In July 2014 interviews were conducted with Shawn Eubanks ([seubanks@ed.sc.gov](mailto:seubanks@ed.sc.gov)), Deputy General Counsel and MOA Coordinator in the South Carolina Department of Education, and Kayla Audette ([kaudette@ed.sc.gov](mailto:kaudette@ed.sc.gov)), an Education Associate who works on South Carolina's single-gender initiative. In his telephone interview with FMF's Paige McKinsey, Shawn Eubanks explained that schools in South Carolina are responsible for assuring the legality of their single-sex classes with recorded documentation. He noted that single-sex classrooms can cause legal issues for school districts. Therefore, it is important that they document every step to assure their compliance.

According to Paige McKinsey's July 2014 interview with Kayla Audette, [kaudette@ed.sc.gov](mailto:kaudette@ed.sc.gov), who recently joined the group working on South Carolina's single-gender initiative, schools do not need to seek state-level approval to institute single-sex classrooms, but rather go through the process at the district level with no additional state oversight. Additionally, according to Ms. Audette, although there is no longer an office dedicated to South Carolina's single-sex programs, the South Carolina Department of Education is hoping to make their website a resource for other states looking to start similar programs. Ms. Audette said she plans to include many resources on the South Carolina Department of Education website, including information on compliance with Title IX.

## Appendix D: SC Schools Offering Single-Gender Classes 2011 - 2012

School Name	District	Grade(s) with Single-Gender Options
North Augusta Elementary	Aiken	5
Allendale-Fairfax Middle	Allendale	Physical Education
Nevitt Forest Elementary	Anderson 5	1-4
Macedonia Elementary	Barnwell 19	3-4
Guinyard-Butler Middle School	Barnwell 45	7
Bluffton High School	Beaufort	9
Bluffton Middle	Beaufort	
Hilton Head Elementary	Beaufort	4-5
Okatie Elementary	Beaufort	2,5
Red Cedar Elementary	Beaufort	
Robert Smalls Middle	Beaufort	
Macedonia Middle	Berkeley	7
Sedgefield Intermediate	Berkeley	4-5
Apple Charter School	Charleston	
Baptist Hill Middle School	Charleston	7-8
Charles Pinckney Elementary	Charleston	4-5
Mary Ford Elementary	Charleston	
Military Magnet	Charleston	6-9
Morning Side Middle	Charleston	6-8
North Charleston Elementary	Charleston	4-5
St. Andrews Middle	Charleston	8
New Heights Middle	Chesterfield	7-8
St. Paul Elementary	Clarendon 1	3-6
Bells Elementary	Colleton	4-5
Forest Hills Elementary	Colleton	3-5
Hendersonville Elementary	Colleton	4-5
Darlington Middle	Darlington	6-8
Hartsville Middle	Darlington	6-8
North Hartsville Elementary	Darlington	2-3
Latta Elementary	Dillon 3	5
Latta Middle	Dillon 3	6
Birchwood High DJJ Boys 6 - 12	DJJ	
Willow Lane DJJ Girls 6 – 12	DJJ	
Knightsville Elementary	Dorchester 2	1
Newington Elementary	Dorchester 2	1-5
Summerville Elementary	Dorchester 2	1,3
William Reeves Elementary	Dorchester 2	2
Clay Hill Middle	Dorchester 4	6-7
Johnston Elementary	Edgefield	4-5



School Name	District	Grade(s) with Single-Gender Options
Geiger Elementary	Fairfield	5-6
Southside Middle	Florence 1	7-8
Hannah-Pamplico Middle	Florence 2	6-8
Ronald E. McNair Middle	Florence 3	6-8
Lake City High	Florence 3	9
Carvers Bay Middle	Georgetown	Physical Education
Cherrydale Elementary	Greenville	3,5
Grove Elementary	Greenville	1-2
Hollis Academy	Greenville	K-5
Lakeview Middle	Greenville	6th Grade Math and ELA
Langston Charter	Greenville	5-8
Riverside High	Greenville	9
Brewer Middle	Greenwood 50	6-8
Woodfield Elementary	Greenwood 50	2-5
Whittemore Park Middle	Horry	6-8
Camden High School	Kershaw	9
A.R. Rucker Middle	Lancaster	6-8 and Physical Education
North Elementary	Lancaster	4-5
Bishopville Primary/Dennis Intermediate	Lee	3-4
White Knoll Middle	Lexington 1	6-8
C.A. Taylor Elementary	Lexington 2	3,5
Herbert A. Wood Elementary	Lexington 2	3
Pine Ridge Middle	Lexington 2	Advisory
Pineview Elementary	Lexington 2	5
Batesburg-Leesville Middle	Lexington 3	7
Crossroads Middle	Lexington 5	6
Dutch Fork Middle	Lexington 5	7-8 Homeroom Only
Creek Bridge Middle/High	Marion 7	9
McColl Elementary/Middle	Marlboro	7
Wallace Elementary/Middle	Marlboro	6-8
Mid-Carolina Middle	Newberry	6-8
Seneca Middle	Oconee	6-8, Advisory, and Physical Education
Vance Providence Elementary	Orangeburg 3	3-4
Edisto Elementary	Orangeburg 4	4-5
Brookdale Elementary	Orangeburg 5	4
Dover Elementary	Orangeburg 5	5
Marshall Elementary	Orangeburg 5	4-5
Gettys Middle	Pickens	8

School Name	District	Grade(s) with Single-Gender Options
Liberty Middle	Pickens	6-8
Six Mile Elementary	Pickens	2-5
Hand Middle	Richland 1	6-8
Hopkins Elementary	Richland 1	5
Blythewood Middle	Richland 2	6-8 Math Only
Dent middle	Richland 2	6-8 and Physical Education
E.L. Wright Middle	Richland 2	Physical Education
Joseph Keels Elementary	Richland 2	4-5
Kelly Mill Middle	Richland 2	
Killian Elementary	Richland 2	4-5
L W Conder Elementary	Richland 2	1-4
Sandlapper Elementary	Richland 2	2-5
Summit Parkway Middle	Richland 2	Physical Education
Windsor Elementary	Richland 2	4-5
Hendrix Elementary	Spartanburg 2	2-3
Boiling Springs Intermediate	Spartanburg 2	4-5
Boiling Springs Middle	Spartanburg 2	6-7
Rainbow Lake Middle	Spartanburg 2	6-8 Science and Social Studies Only
Beech Spring Intermediate	Spartanburg 5	5-6
James F. Byrnes Freshman Academy	Spartanburg 5	9
Spartanburg Charter School	Spartanburg 7	K-6
Wilder Elementary	Sumter 17	3-5
Jonesville Middle	Union	6-8
Sims Junior High	Union	6-7 and Physical Education
Jefferson Elementary	York 1	2-5
Crowders Creek Elementary	York 2 - Clover	5
Belleview Elementary	York 3 - Rock Hill	3,5
India Hook Elementary	York 3 - Rock Hill	5
Gold Hill Elementary	York 4 - Fort Mill	1-2

Accurate as of August 26, 2011, SC Department of Education, Office of School Transformation

## Appendix E: List of SC Schools Planning to have Single-Gender Classes in 2014-15.

Color	Meaning
<del>Grey With Strikethrough</del>	The school is no longer offering single-gender options
White	No up to date data was available
Green Highlight	Single-gender classes confirmed for 2014-15

District	School Name	School Phone #	Grade(s) w/ Single-Gender Option	Contact Name, Title	Result of Call (VM, NA)
Aiken	North Augusta Elementary	(803) 442-6280	5th Grade		
Anderson 5	Nevitt Forest Elementary	(864) 260-5190	1st-5th Grades		
Beaufort	Hilton Head Elementary	(843) 342-4206	4th and 5th Grades	342-4100	
Beaufort	Okatie Elementary	(843) 322-7701	2nd Grade		
Beaufort	Red Cedar Elementary	(843) 707-0604	5th Grade Math (Girls)		will call when they know
Berkeley	Macedonia Middle	(843) 899-8940	7th Grade		
Berkeley	Sedgefield Intermediate	(843) 820-4090	4th and 5th Grades		
Charleston	Baptist Hill Middle High	(843) 889-2277	7th and 8th Grades		call back 6/25
Charleston	Morningside Middle	(843) 745-2000	6th-8th Grades	principal	
Charleston	North Charleston Elementary	(843) 745-7107	4th and 5th Grades		left message w/operator
Clarendon I	St. Paul Elementary	(803) 478-2286	3rd-5th Grades		busy
Colleton	Hendersonville Elementary	(843) 782-0027	4th and 5th Grades		NA
Darlington	Darlington Middle	(843) 398-3389	6th-8th Grades		
Darlington	Hartsville Middle	(843) 857-3000	6th-8th Grades	Courtney Gehrkey, Team Facilitator	

District	School Name	School Phone #	Grade(s) w/ Single-Gender Option	Contact Name, Title	Result of Call (VM, NA)
Darlington	North Hartsville Elem	(843) 857-3200	2nd-4th Grades	Principal	
Dillon 3	Latta Elementary	(843) 752-5295	5th Grade		call back end of July
Dillon 3	Latta Middle	(843) 752-7117	6th Grade		call back end of July
Dorchester 2	Newington Elementary	(843) 871-3230	2nd Grade girls	principal	
Dorchester 2	Summerville Elementary	(843) 873-2372	1st-3rd grades girls		
Edgefield	Johnston Elementary	(803) 275-1755	4th and 5th Grades		call back end of July
Florence 2	Hannah-Pamplico Middle	(843) 493-2061	6th-8th Grades	Legrande Richardson, Principal	will call back
Florence 3	Ronald E. McNair Middle	(843) 374-8651	6th-8th Grades		VM
Florence 3	Lake City High	(843) 374-5119	9th Grade		VM
Greenville	Cherrydale Elementary	(864) 355-3300	3rd-5th Grades	Ryan Talty, Teacher	
Greenville	Hollis Academy	(864) 355-4800	Kindergarten-5th Grades	Maureen Heindbuch, Asst. Principal	
Greenville	Langston Charter	(864) 286-9700	6th-8th Grades		VM
Greenville	Riverside High	(864) 355-7800	9th Grade Physical Education		VM
Horry	Academy of Hope	(843) 397-5719	1st & 2nd grade Math & Science	Melissa McCloud, Principal	
Jasper	Ridgeland Middle	(843) 784-8604	6th Grade		VM
Kershaw	Camden High	(803) 425-8930	9th Grade		VM
Lancaster	A.R. Rucker Middle	(803) 416-8555	6th-7th Grades and all Physical Education		
Lancaster	North Elementary	(803) 283-91068	4th grade and 5th Grade girls	principal	
Lee	Bishopville Primary/Dennis Intermediate	(803) 484-9475	Kindergarten-4th Grades		
Lexington 2	C.A. Taylor Elementary	(803) 739-4180	4th Grade		

District	School Name	School Phone #	Grade(s) w/ Single-Gender Option	Contact Name, Title	Result of Call (VM, NA)
Lexington 2	Herbert A. Wood Elem	(803) 755-7420	2nd and 3rd Grade		
Lexington 2	Pine Ridge Middle	(803) 755-7400	6th & 7th Grade	principal	
Lexington 3	Batesburg-Leesville Middle	(803) 532-3831	8th Grade		
Lexington 5	Crossroads Middle	(803) 476-8300	6th Grade		
Lexington 5	Dutch Fork Middle	(803) 476-4800	7th and 8th Grade Advisory		
Marion 7	Creek Bridge Middle/High	(843) 362-3500	6th-9th Grades, one 11th grade boy class	Darryl Woodberry, principal	
Newberry	Mid-Carolina Middle	(803) 364-3634	6th-8th Grades		VM
Oconee	Seneca Middle	(864) 886-4455	6th-8th Grades Advisory and Physical Education		
Orangeburg 4	Edisto Elementary	(803) 531-7646	4th and 5th Grades		
Orangeburg 5	Brookdale Elementary	(803) 534-5982	4th and 5th Grades		VM
Pickens	Gettys Middle	(864) 397-3900	8th Grade		NA
Pickens	Liberty Middle	(864) 397-3400	6th-8th Grades		VM
Richland 1	Carolina School for Inquiry	(803) 6106- 1250	3rd-4th Grades		VM
Richland 1	Hand Middle	(803) 343-2947	6th-8th Grades	Jody Davidson, Asst Principal	
Richland 1	Hopkins Elementary	(803) 783-5541	5th Grade		
Richland 2	Blythewood Middle	(803) 6106- 6850	8th Grade Math		
Richland 2	Dent Middle	(803) 699-2750	6th-8th Grades (Magnet)		
Richland 2	Joseph Keels Elementary	(803) 736-8754	4th and 5th Grades		
Richland 2	Kelly Mill Middle	(803) 6106- 7210	6th Grade Math and Science		

District	School Name	School Phone #	Grade(s) w/ Single-Gender Option	Contact Name, Title	Result of Call (VM, NA)
Richland 2	Killian Elementary	(803) 699-2981	4th and 5th Grades		
Richland 2	L. W. Conder Elementary	(803) 736-8720	1st - 5th Grades		
Richland 2	Sandlapper Elementary	(803) 6106- 4045	2nd-5th Grades		
Richland 2	Summit Parkway Middle	(803) 699-	Physical Education		VM
Spartanburg 2	James H. Hendrix Elementary	(864) 578-1288	3rd Grade		
Spartanburg 2	Boiling Springs Intermediate	(864) 578-2884	4th and 5th Grades		
Spartanburg 2	Boiling Springs Middle	(864) 578-5954	6th Grade Math and Language Arts		NA
Spartanburg 2	Rainbow Lake Middle	(864) 253-5700	6th-8th Grade Science and Social Studies		NA
Spartanburg 5	James F. Byrnes Freshman Academy	(864) 949-2320	9th Grade	Courtney Johns, AP Curriculum	VM
SC PCSD	Spartanburg Preparatory School	(864) 621-3882	Entirely SG; 5k - 8th	principal	VM
Sumter 17	Wilder Elementary	(803) 773-5723	4th and 5th Grades		NA
York 2 (Clover)	Crowders Creek Elementary	(803) 810-8860	5th Grade		
York 3	Bellevue Elementary	(803) 981-1181	3rd		call back end of July
York 3	India Hook Elementary	(803) 985-1600	5th Grade		
York 4	Gold Hill Elementary	(803) 548-8250	1st-3rd Grades		

## Appendix F: Acknowledgements

### Feminist Majority Foundation Staff:

Lead Authors: **Sue Klein, Ed.D., Jennifer Lee, Paige McKinsey, and Charmaine Archer** with assistance from Ponta Abadi, Makhfi Azizi, Ishmael Bishop, Talia Cowen, Beth Feldstein, Tamara Stein, and Kathleen Wilson



*Photo on left: Paige McKinsey and Jennifer Lee. In the middle (left to right) Tamara Stein, Jennifer Lee, Talia Cowen, Kathleen Wilson, Makhfi Azizi, and Ishmael Bishop. Photo on the right, Charmaine Archer.*

Many thanks to:

Eleanor Smeal, President Feminist Majority Foundation, Feminist Majority, and Publisher of Ms. magazine who provided inspiration and substantial guidance by spending many hours reviewing drafts and providing valuable improvement suggestions.

Carley Towne, who worked with Sue Klein at FMF on studying The Current State of Single-Sex Public Schools in the US, February 2014 using the Common Core enrollment data on schools with only girls or boys.

Abby Weingarten, who helped identify NYC public single-sex schools, 2014 at FMF.

Sally Martinez, who gave general support on various drafts at FMF.

Mary Schifferli, OCR, ED who provided valuable assistance on the CRDC and related federal data.